



Your choice for sustainable quick connect solutions

CEJN Hydraulic Products

HYDRAULICS



TLX-SERIES



X-SERIES



MULTI-X SERIES



ADX-SERIES



WEO



CEJN HYDRAULIC PRODUCTS



How can I eliminate the contamination as well as the leakage in my hydraulic system to reduce my maintenance costs and downtime, increase the service life of the system and protect the environment?

CEJN has developed innovative solutions for this: These consist of flat-sealing, non-drip quick connect couplings (X-Series), multi-couplings (Multi-X), flat-face twist-lock couplings (TLX-Series) and a plug-in system for hydraulic hoses (WEO Plug-In). These hydraulic components meet the requirements for a clean and leak-free hydraulic system. Outdated ISO-A couplings with cone valves are still in use on several machines. This leads to the loss of hydraulic oil during disconnection and causes high environmental costs as well as costs for topping up the hydraulic oil, day after day.

Furthermore, dirt gets into the hydraulic system during coupling, reducing the service life of the components and the entire system. For example, a CEJN customer was struggling with oil spills and leaks from his excavator (14 tons). This was due to couplings with ball valves that regularly leaked oil during disconnection and resulted in more than 200 liters of oil that had to be replaced annually! By using CEJN flat-face quick connect couplings, the customer was able to increase the performance and efficiency of the excavator. By saving the costs for 200 liters of hydraulic oil, the conversion paid for itself in a very short time.

WEO Plug-In-System

The innovative WEO Plug-In system eliminates the need for tools that are required when screwing and unscrewing traditional hydraulic tools. WEO connectors are self-aligning and are used in applications where traditional screw fittings have clearance issues, such as leakage from vibrations, premature failures due to torsion of the hose lines, assembly problems, etc.

- Low space requirement enables compact product design
- Reduced downtime and installation time
- Longer service life of the hose assemblies
- Easy to assemble and disassemble
- Accidents at work are avoided
- No re-tightening required
- Easy maintenance



CEJN HYDRAULIC PRODUCTS

Products for demanding hydraulic applications

Every coupling failure causes costly downtime and frustration for the operator. Construction and dismantling machines require components and devices that can withstand the high demands and, above all, the surge flows.

Quality products save you the hassle. CEJN products such as the flat-face TLX, Multi-X multi-coupling and the X-Series set standards in quality and performance in demanding hydraulic applications.

TLX-Series

The TLX series is made of a steel alloy with a zinc-nickel surface coating.

Particularly stressed parts have been hardened. TLX series consists of non-drip couplings which meet the requirements for cleanliness and leakage-free operation.

The TLX series is available in sizes from 3/8" to 1 1/2" and is designed for operating pressures up to 420 bar with 4-fold security.



TLX-Series – Hydraulic flat-face couplings are made for the toughest construction and demolition applications.

- Designed for extreme challenges and high flow rate
- Long service life and reliability
- Connection during residual pressure

X-Series

Advanced hydraulic systems set high demands on cleanliness. Obsolete ISO-A couplings are still used in modern machines. As a result, a large volume of oil pours out of the machine's hydraulic system when it is disconnected. This causes high costs for cleaning the environment and refilling the hydraulic oil, day after day, worldwide.

The greatest advantages of the X-series from CEJN are a longer service life, longer stability in "heavy duty" applications and the high operating pressure. The nipples are surface-hardened during the manufacturing process so that they have the maximum possible surface hardness.

The most common hardening method is local induction hardening. However, the achievable surface hardness is about 30% lower than the method used by CEJN.



This is of course a great advantage in the most demanding applications. But you also benefit from a longer service life of the coupling systems in less harsh applications. X-Series couplings are drip-free, leak-free, flat-faced and conform to ISO 16028 standard.

- Contamination reduction of the hydraulic system
- High performance
- Non-drip connection

Multi-X GII

The Multi-X range includes innovative, easy-to-use multiple couplers specifically designed to meet the needs of even the most demanding hydraulics.

The Multi-X series allows you to connect multiple hydraulic lines and electrical connectors at once, even under residual pressure up to 350 bars.

Multi-X couplings enable quick and easy connection and disconnection of hydraulic attachments without the risk of swapping the hydraulic connections. The flat-face couplings are integrated into the multi-plate and eliminate the risk of leaks and spillage during connecting and disconnecting.



- Compact design
- High ergonomics thanks to optimized lever design
- Great flexibility and high performance
- Connection during residual pressure

ADX-Series

The ADX is a flat-face hydraulic coupling that was designed for auto-dock operations. A perfect solution for everyone designing their own automated hydraulic connection on excavator quick couplers, tractor-trailers, wheel loader attachments or other mobile hydraulic applications. The ADX is an outstanding high performance coupling that can be connected and disconnected under the full system pressure.

- Extreme surge flow resilience
- Flexible mounting for automated multi-plates
- Spill-free flat-face design



CEJN HYDRAULIC PRODUCTS

TLX couplings and nipples

3/8" (307), 1/2" (507), 3/4" (607),
1" (707), 1 1/4" (807), 1 1/2" (907)



QR code for TLX-Series

- Outstanding stability under extreme flow rate and flow fluctuations
- Withstands extreme surge flows
- High reliability thanks to robust design
- Developed for the areas of construction, dismantling and demolition applications



Temperature range: -30°C – +100°C (-22°F – +212°F)

Seal material: Nitrile (NBR), HNBR for higher temperatures on request

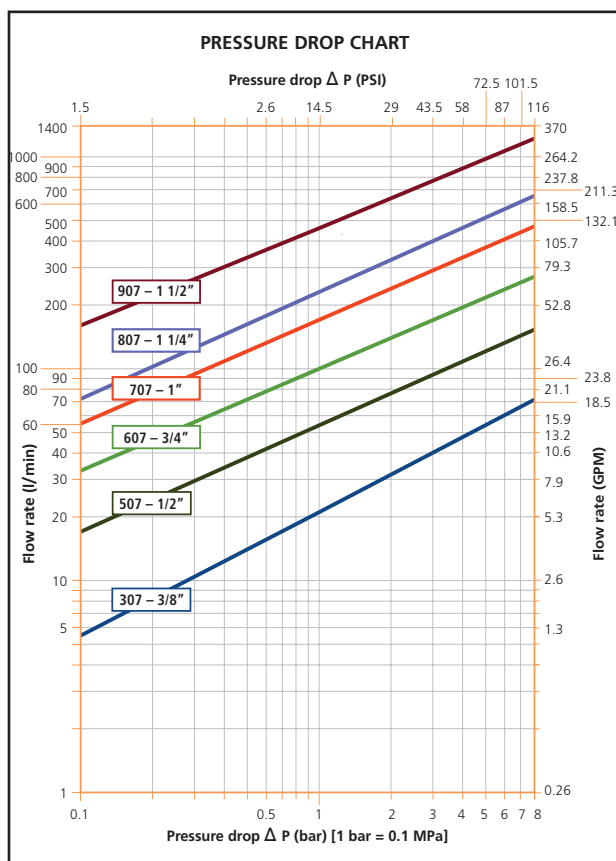
Material: High alloy steel and zinc-nickel surface

Connection capability: Connection under pressure possible (depending on the operator's force)

Disconnection under pressure: Disconnection under pressure permitted

Body size		Flow rate		Max. working pressure				Min. burst pressure			
Inch	Dash	ΔP = 3 bar		Connected		Disconnected		Connected		Disconnected	
		(l/min)*	(GPM)*	(bar)	(PSI)	(bar)	(PSI)	(bar)	(PSI)	(bar)	(PSI)
3/8"	-06	40	10.6	420	6091	420	6091	1680	24366	1000	14503
1/2"	-08	93	24.6	420	6091	420	6091	1680	24366	1050	15229
3/4"	-12	169	44.6	420	6091	400	5801	1680	24366	1000	14503
1"	-16	291	76.9	420	6091	400	5801	1680	24366	1000	14503
1 1/4"	-20	400	105.7	420	6091	400	5801	1680	24366	1000	14503
1 1/2"	-24	740	195.5	380	5511	380	5511	1520	22045	1000	14503

(*) If the application-specific flow capacity constantly exceeds the flow rate specified for the respective size, it is recommended to use a coupling of larger size. This prevents the pressure drop from being too high. The coupling can handle much higher flow rates, but there is a risk of system overheating (due to unacceptable oil heating). The coupling has excellent stability against flow fluctuations, even beyond the specified flow rate.



CEJN HYDRAULIC PRODUCTS

COUPLINGS AND NIPPLES

Body size		Connection			Part. No.		Locking sleeve SW	Weight			
Inch	Dash	Description	Type	Standards	Coupling	Nipple		Coupling		Nipple	
							(mm)	(kg)	(lb)	(kg)	(lb)
3/8"	-06	Rc 3/8"	Female thread		10 307 1104	10 307 6104	38	0.387	0.9	0.446	1.0
		G 3/8"	Female thread		10 307 1204	10 307 6204		0.386	0.9	0.446	1.0
		G 1/2"	Female thread		10 307 1205	10 307 6205		0.398	0.9	0.458	1.0
		G 3/8" JIS ORB	Female thread		10 307 1234	10 307 6234		0.385	0.8	0.444	1.0
		3/8" NPT	Female thread		10 307 1404	10 307 6404		0.387	0.9	0.446	1.0
		SAE 3/8" ORB-9/16 UNF	Female thread		10 307 1604	10 307 6604		0.391	0.9	0.450	1.0
1/2"	-08	Rc 1/2"	Female thread		10 507 1105	10 507 6105	46	0.617	1.4	0.697	1.4
		Rc 3/4"	Female thread		10 507 1107	10 507 6107		0.630	1.4	0.730	1.4
		G 1/2"	Female thread		10 507 1205	10 507 6205		0.617	1.4	0.697	1.5
		G 3/4"	Female thread		10 507 1207	10 507 6207		0.661	1.5	0.731	1.6
		G 1/2" JIS ORB	Female thread		10 507 1235	10 507 6235		0.617	1.4	0.697	1.5
		1/2" NPT	Female thread		10 507 1405	10 507 6405		0.617	1.4	0.697	1.5
		3/4" NPT	Female thread		10 507 1407	10 507 6407		0.630	1.4	0.740	1.6
		3/4"-16 UNF - SAE 1/2" ORB	Female thread		10 507 1605	10 507 6605		0.617	1.4	0.697	1.5
		1 1/16"-12 UN - SAE 3/4" ORB	Female thread		10 507 1607	10 507 6607		0.680	1.5	0.750	1.7
3/4"	-12	Rc 3/4"	Female thread	ISO 7/1	10 607 1101	10 607 6101	55	1.073	2.4	1.188	2.6
		G 3/4"	Female thread		10 607 1301	10 607 6301		0.989	2.2	1.105	2.4
		G 1"	Female thread	DIN 3852	10 607 1203	10 607 6203		1.029	2.3	1.145	2.5
		G 3/4" JIS ORB	Female thread	JIS B2351	10 607 1231	10 607 6231		1.066	2.4	1.182	2.6
		3/4" NPT	Female thread	ANSI B1.20.3	10 607 1401	10 607 6401		1.079	2.4	1.195	2.6
		1 1/16"-12 UN (3/4" SAE)	Female thread	SAE J 1926-1	10 607 1601	10 607 6601		1.066	2.4	1.182	2.6
1"	-16	Rc 1"	Female thread	ISO 7/1	10 707 1103	10 707 6103	65	1.892	4.2	2.067	4.6
		G 1"	Female thread		10 707 1203	10 707 6203		1.644	3.6	1.819	4.0
		G 1 1/4"	Female thread	DIN 3852	10 707 1204	10 707 6204		1.788	3.9	1.964	4.3
		G 1" JIS ORB	Female thread	JIS B2351	10 707 1233	10 707 6233		1.891	4.2	2.064	4.6
		1" NPT	Female thread	ANSI B1.20.3	10 707 1403	10 707 6403		1.899	4.2	2.074	4.6
		1 5/16"-12 UN (1" SAE)	Female thread	SAE J 1926-1	10 707 1603	10 707 6603		1.883	4.2	2.059	4.5
1 1/4"	-20	Rc 1 1/4"	Female thread	ISO 7/1	10 807 1104	10 807 6104	75	3.044	6.7	3.631	8.5
		G 1 1/4"	Female thread		10 807 1204	10 807 6204		2.843	6.3	3.168	7.0
		G 1 1/2"	Female thread	DIN 3852	10 807 1205	10 807 6205		2.959	6.5	3.540	7.8
		G 1 1/4" JIS ORB	Female thread	JIS B2351	10 807 1234	10 807 6234		3.032	6.7	3.649	8.0
		1 1/4" NPT	Female thread	ANSI B1.20.3	10 807 1404	10 807 6404		3.052	6.7	3.640	8.0
		1 5/8"-12 UN (1 1/4" SAE)	Female thread	SAE J 1926-1	10 807 1604	10 807 6604		3.030	6.7	3.619	8.0
1 1/2"	-24	Rc 1 1/2"	Female thread		10 907 1105	10 907 6105	95	5.780	12.7	5.610	12.4
		G 1 1/2"	Female thread		10 907 1205	10 907 6205		5.775	12.7	5.590	12.3
		G 2"	Female thread		10 907 1207	10 907 6207		6.090	13.4	5.820	12.8
		G 1 1/2" JIS ORB	Female thread		10 907 1235	10 907 6235		5.760	12.7	5.580	12.3
		1 1/2" NPT	Female thread		10 907 1405	10 907 6405		5.790	12.8	5.600	12.3
		2" NPT	Female thread		10 907 1407	10 907 6407		5.940	13.0	5.850	12.9
		1 7/8"-12UN - SAE 1 1/2" ORB	Female thread		10 907 1605	10 907 6605		5.760	12.7	5.580	12.3
		2 1/2"-12UN - SAE 2" ORB	Female thread		10 907 1607	10 907 6607		5.830	12.9	5.730	12.6

Dust caps – with safety wire



Body size		Description	Part. No.	
Inch	Dash		Coupling	Nipple
3/8"	-06	Dust cap	10 307 1001	10 307 1051
1/2"	-08		10 507 1000	10 507 1050
3/4"	-12		10 607 1000	10 607 1050
1"	-16		10 707 1000	10 707 1050
1 1/4"	-20		10 807 1000	10 807 1050
1 1/2"	-24		10 907 1000	10 907 1050

CEJN HYDRAULIC PRODUCTS

X64-Series – Flat-Face Pressure Eliminator Nipples (ISO 16028)



QR code for X-Series

DN6.3 (264), DN10 (364), DN12.5 (564)
 DN16 (664), DN19 (764), DN25 (064)

- Connection under residual pressure is possible
- Reduces contamination of hydraulic systems
- Leak-free disconnection
- High performance

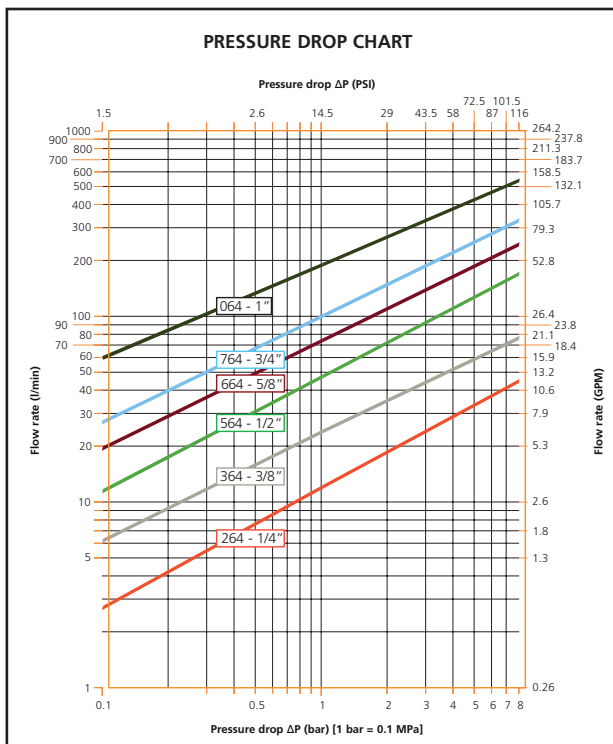
Temperature range: -30°C – +100°C (-22°F – +212°F)
 Seal material: Nitrile (NBR/PUR)
 Material: Zinc plated steel
 Connection capability: With a static pressure of up to 500 bar on the male plate
 Disconnection under pressure: Disconnection under pressure not permitted
 Compatibility: Compatible according to ISO 16028



Diameter (mm)**	Body size			Serie	Flow rate		Max. working pressure				Min. burst pressure			
	ISO - DN	Inch	Dash		@ ΔP = 3 bar		Connected		Disconnected		Connected		Disconnected	
					(l/min)*	(GPM)*	(bar)	(PSI)	(bar)	(PSI)	(bar)	(PSI)	(bar)	(PSI)
16.1	6.3	1/4"	-04	264	20	5.3	500	7251	500	7251	1500	21755	1500	21755
19.7	10	3/8"	-06	364	44	11.6	400	5801	400	5801	1200	17404	1200	17404
24.5	12.5	1/2"	-08	564	77	20.3	400	5801	400	5801	1200	17404	1200	17404
27.0	16	5/8"	-10	664	116	30.6	400	5801	400	5801	1200	17404	1200	17404
30.0	19	3/4"	-12	764	171	45.2	400	5801	400	5801	1200	17404	1200	17404
36.0	25	1"	-16	064	290	76.6	350	5076	350	5076	1200	17404	1200	17404

(*) If the application-specific flow capacity constantly exceeds the flow rate specified for the respective size, it is recommended to use a coupling of larger size. This prevents the pressure drop from being too high. The coupling can handle much higher flow rates, but there is a risk of system overheating (due to unacceptable oil heating). The coupling has excellent stability against flow fluctuations, even beyond the specified flow rate.

(**) Diameter for easy identification of ISO 16028 flat-face couplings (see picture).



CEJN HYDRAULIC PRODUCTS

X65-Series – Flat-Face Quick Couplings (ISO 16028)

DN6.3 (265), DN10 (365), DN12.5 (565)
DN16 (665), DN19 (765), DN25 (065)



QR code for X-Series

- Reduces contamination of hydraulic systems
- Leak-free disconnection
- High performance


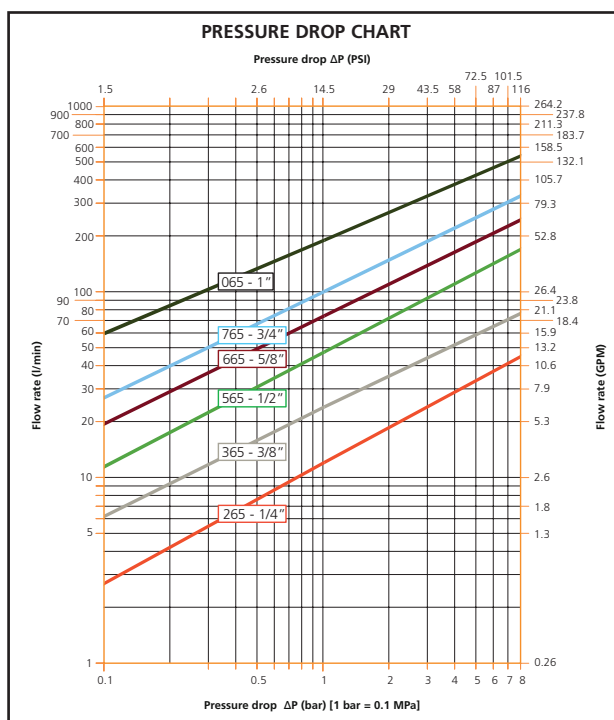
Temperature range: -30°C – +100°C (-22°F – +212°F)
Seal material: Nitrile (NBR/PUR)
Material: Steel (Zinc-Nickel)
Connection capability:..... With a static pressure of up to 500 bar on the male plate
Disconnection under pressure: Disconnection under pressure permitted
Compatibility:..... Compatible according to ISO 16028



Diameter (mm)**	Body size			Series	Flow rate		Max. working pressure				Min. burst pressure			
	ISO - DN	Inch	Dash		@ ΔP = 3 bar		Connected		Disconnected		Connected		Disconnected	
					(l/min)*	(GPM)*	(bar)	(PSI)	(bar)	(PSI)	(bar)	(PSI)	(bar)	(PSI)
16.1	6.3	1/4"	-04	265	20	5.3	500	7251	500	7251	1500	21755	1500	21755
19.7	10	3/8"	-06	365	44	11.6	400	5801	400	5801	1200	17404	1200	17404
24.5	12.5	1/2"	-08	565	77	20.3	400	5801	400	5801	1200	17404	1200	17404
27.0	16	5/8"	-10	665	116	30.6	400	5801	400	5801	1200	17404	1200	17404
30.0	19	3/4"	-12	765	171	45.2	400	5801	400	5801	1200	17404	1200	17404
36.0	25	1"	-16	065	290	76.6	350	5076	350	5076	1200	17404	1200	17404

(*) If the application-specific flow capacity constantly exceeds the flow rate specified for the respective size, it is recommended to use a coupling of larger size. This prevents the pressure drop from being too high. The coupling can handle much higher flow rates, but there is a risk of system overheating (due to unacceptable oil heating). The coupling has excellent stability against flow fluctuations, even beyond the specified flow rate.

(**) Diameter for easy identification of ISO 16028 flat-face couplings (see picture).



CEJN HYDRAULIC PRODUCTS

Multi-X Series



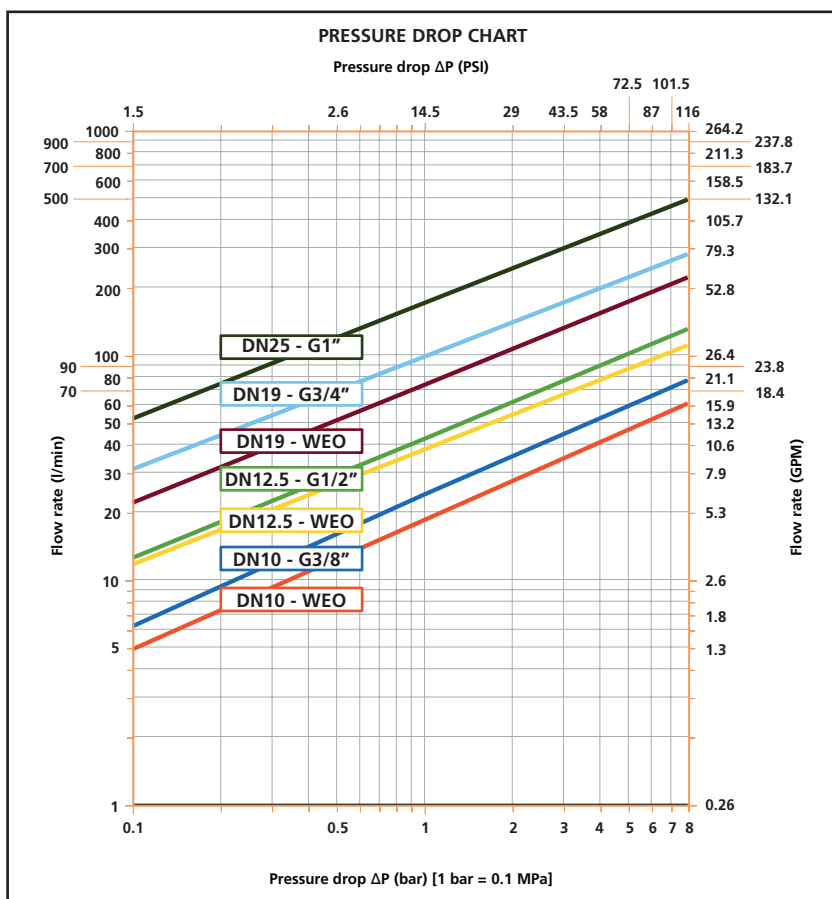
QR code for Multi-X

- Compact design
- Great flexibility and high performance
- Simple and ergonomic operation thanks to optimized lever movement
- Connection under residual pressure is possible

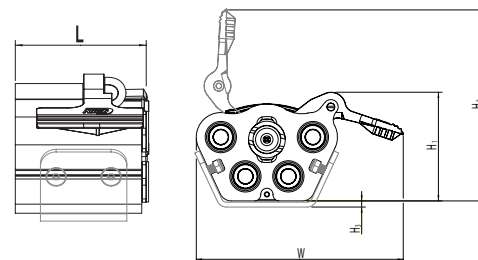
Max. working pressure:..... 350 bar (5076 PSI)
 Min. burst pressure:..... 1200 bar (17404 PSI)
 Temperature range: -30°C – +100°C (-22°F – +212°F)
 Material female plate:..... Zinc plated steel, anodized aluminium, zinc, brass
 Material male plate: Zinc plated steel, anodized aluminium, brass
 Seal material: Nitrile (NBR/PUR)
 Comment: For recommendations for applications with a very dynamic pressure curve, please contact our technical support.



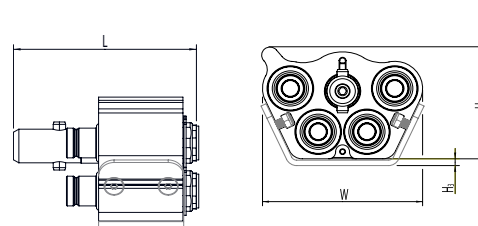
Connection options	DN10 - 3/8"	DN12.5 - 1/2"	DN19 - 3/4"	DN25 - 1"
1. Connect under residual pressure on the male plate and pressureless tank connection on the female plate.	350 bar (5076 PSI)	350 bar (5076 PSI)	350 bar (5076 PSI)	350 bar (5076 PSI)
2. Connect under residual pressure on the female plate and pressureless tank connection on the male plate.	250 bar (3625 PSI)	150 bar (2175 PSI)	60 bar (870 PSI)	120 bar (1740 PSI)
3. Connect under residual pressure on the male plate and 10 bar return pressure on the female plate.	250 bar (3625 PSI)	220 bar (3191 PSI)	220 bar (3191 PSI)	250 bar (3625 PSI)



FEMALE PLATE



MALE PLATE



CEJN HYDRAULIC PRODUCTS

Multi-X Duo



Coupling size			Nr. of connections	Connection		Part. No.		Dim. female plate					Dim. male plate				
ISO - DN	Inch	Dash		Female plate	Male plate	Female plate	Male plate	L	W	H1	H2	H3	L	W	H1	H2	H3
10	3/8"	-06	2	WEO 1/2"	WEO 3/8"	10 932 2100	10 932 2150	84	166	72	138	5	120	116	66	-	5
				G 3/8" (BSP)	G 3/8" (BSP)	10 932 2200	10 932 2250	72	166	72	138	5	121	116	66	-	5
12.5	1/2"	-08		WEO 1/2"	WEO 1/2"	10 932 2101	10 932 2151	84	176	79	139	5	139	132	73	-	5
				G 1/2" (BSP)	G 1/2" (BSP)	10 932 2201	10 932 2251	80	174	79	139	5	136	132	73	-	5
19	3/4"	-12		WEO 3/4"	WEO 3/4"	10 932 5102	10 932 5152	117	214	107	170	5	179	179	97	-	5
				G 3/4" (BSP)	G 3/4" (BSP)	10 932 5202	10 932 5252	106	214	107	170	5	168	179	97	-	5
12.5 + 19	1/2" + 3/4"	-08 / -12		WEO 1/2" + 3/4"	WEO 1/2" + 3/4"	10 932 6100	10 932 6150	117	194	83	145	5	179	150	70	-	5
25	1"	-16		G 1"	G 1"	10 932 7000	10 932 7050	119	214	89,3	151	6	173	180	77	-	6

Multi-X Trio 12.5/Lube



Coupling size			Nr. of connections	Connection		Part. No.		Dim. female plate					Dim. male plate				
ISO - DN	Inch	Dash		Female plate	Male plate	Female plate	Male plate	L	W	H1	H2	H3	L	W	H1	H2	H3
12.5	1/2"	-08	3	G 1/2" IG + M10	G 1/2" IG + M10	10 932 4203	10 932 4253	78	174	99	159	5	131	132	93	-	5

Multi-X Quattro



Coupling size			Nr. of connections	Connection		Part. No.		Dim. female plate					Dim. male plate				
ISO - DN	Inch	Dash		Female plate	Male plate	Female plate	Male plate	L	W	H1	H2	H3	L	W	H1	H2	H3
10	3/8"	-06	4	WEO 1/2"	WEO 3/8"	10 932 3100	10 932 3150	84	166	88	155	5	120	116	83	-	5
				G 3/8" (BSP)	G 3/8" (BSP)	10 932 3200	10 932 3250	72	166	88	155	5	121	116	83	-	5
10+12.5	3/8" + 1/2"	-06 / -08		WEO 1/2"	WEO 3/8" + 1/2"	10 932 4100	10 932 4150	87	174	99	159	5	139	132	93	-	5
				G 3/8" + G 1/2" (BSP)	G 3/8" + G 1/2" (BSP)	10 932 4200	10 932 4250	79	174	99	159	5	136	132	93	-	5
12.5	1/2"	-08	WEO 3/4"	WEO 1/2"	10 932 4101	10 932 4151	87	174	99	159	5	139	132	93	-	5	
			G 1/2" (BSP)	G 1/2" (BSP)	10 932 4201	10 932 4251	80	174	99	159	5	136	132	93	-	5	
12.5 + 19	1/2" + 3/4"	-08 / -12	WEO 3/4"	WEO 1/2" + 3/4"	10 932 5100	10 932 5150	120	214	107	170	5	182	179	97	-	5	
			G 1/2" + G 3/4" (BSP)	G 1/2" + G 3/4" (BSP)	10 932 5200	10 932 5250	120	214	107	170	5	182	179	97	-	5	

Multi-X Hexa



Coupling size			Nr. of connections	Connection		Part. No.		Dim. female plate					Dim. male plate				
ISO - DN	Inch	Dash		Female plate	Male plate	Female plate	Male plate	L	W	H1	H2	H3	L	W	H1	H2	H3
10	3/8"	-06	6	WEO 1/2"	WEO 3/8"	10 932 5106	10 932 5156	84	214	107	170	5	122	179	97	-	5
				G 3/8" (BSP)	G 3/8" (BSP)	10 932 5206	10 932 5256	72	214	107	170	5	123	179	97	-	5

CEJN reserves the right to make changes without further notification. Check with an authorized CEJN distributor for availability and prices. Thread connections are listed according to ISO Standards. Other connections and sealing material on request. Please visit our website, www.cejn.com, for general maintenance tips.



CEJN HYDRAULIC PRODUCTS

ADX-Series



QR code for ADX-Series

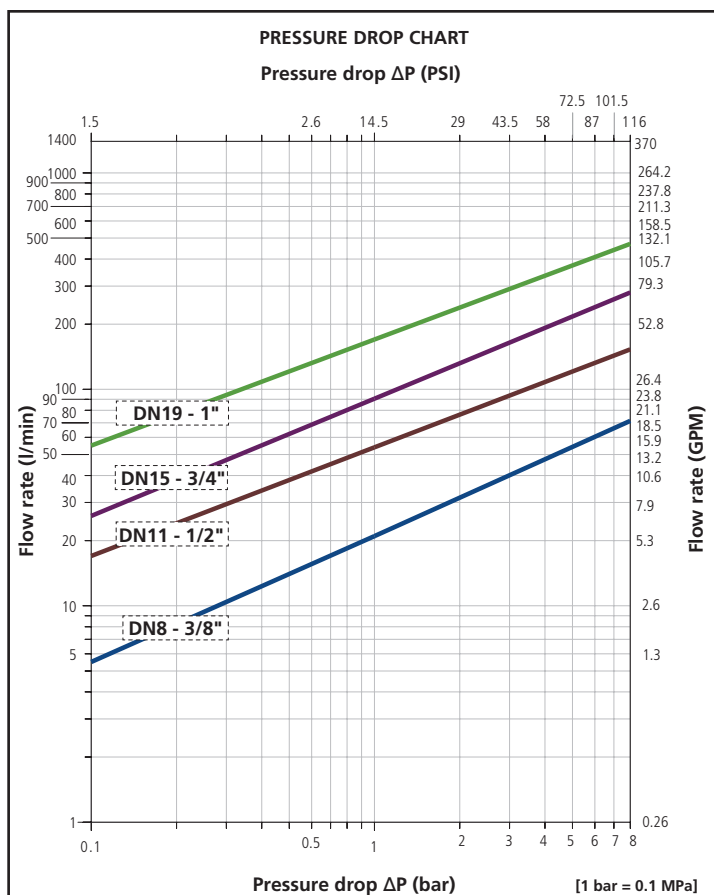
- Flat-face hydraulic coupling
- Especially for auto-dock solutions
- Can be connected or disconnected under pressure
- Self-aligning

Max. working pressure:.....420 bar (6091 PSI) connected; 400 bar (5801 PSI) disconnected
 Min. burst pressure:.....1680 bar (24366 PSI) connected; 1000 bar (14503 PSI) disconnected
 Temperature range:.....-30°C – +100°C (-22°F – +212°F)
 Material female plate..... Steel
 Material male plate..... Steel
 Seal material:..... NBR
 Connection/disconnection under pressure:... Yes
 Comment:..... The higher pressure in the system leads to a higher connection force.
 For more information please contact our technical support.



Size	Female plate	Male plate	Connection	Flow rate
3/8"	109311204	109316204	3/8" Female thread	Depending on individual customer project. Please contact our technical support for more information about the flow rate.
1/2"	109311205	109316205	1/2" Female thread	
3/4"	109311207	109316207	3/4" Female thread	
1"	109311209	109316209	1" Female thread	

CEJN ADX-Series is a hydraulic flat-face auto-connect coupling specifically made for custom auto-dock solutions. A perfect solution for everybody that designs their own automated hydraulic connection on excavator quick couplers, tractor attachments, wheel loader attachments or other mobile hydraulic applications. ADX is a true heavy duty coupling that can handle connection with pressure in the system and that is extremely resilient to surge flow. The ADX design is generic to fit different solutions on mounting and mechanical solutions on the auto-dock multi-plate. The flexible mounting gives a tolerance for certain misalignment in the connection phase as the couplings will self-align. ADX is made from high alloy steels with zinc-nickel surface treatment for a long life in the harshest conditions.



CEJN HYDRAULIC PRODUCTS

WEO

The WEO Plug-In will enhance your design in terms of space, time and cost. It helps so avoid leakages and premature hose failures. The innovative WEO Plug-In system eliminates the need for tools that are required when screwing and unscrewing traditional hydraulic fittings. WEO connectors are self-aligning, preventing the hoses from twisting and extending their service life. A standard screwdriver is all that is needed to release the connection. This makes it easy to change the hose assembly, even in challenging applications.

If you have any questions about the application of WEO, we will be happy to help you.



WEO Plug-In Coupling

A compact coupling solution for use with an existing manifold design. The WEO Plug-In coupling offers a multitude of thread or tube connections to replace your current screw fittings. No tools are needed for hose assembly.



WEO Plug-In Cartridge

WEO Cartridge is a refined component made for compact system integration. With the WEO cartridge fully integrated into the component design, it will open up new opportunities for a more compact design. As no adapter is needed, costs are reduced and at the same time, one potential leakage point is eliminated.



WEO Plug-In Swivel

The ideal solution for applications with pressurized moving and rotating hydraulic hoses is the WEO swivel. The WEO Plug-In swivel can rotate 360° while under full working pressure and includes a combined ball and slide bearing, accommodating both hydraulic and torsion forces, resulting in significantly increased service life for your products. WEO swivel is both a swivel and a plug-in fitting.



WEO - Just Plug It In!

WEO is designed with an innovative push-to-connect feature that provides quick and quality-assured engagement of the product's male and female halves. The only time you need a tool is to remove the assembly stop when disconnecting, and this can be done with a screwdriver or similar. Once the assembly stop is removed, you simply push the male nipple all the way in and pull it out from the female component.

Screw fittings vs. WEO Plug-in

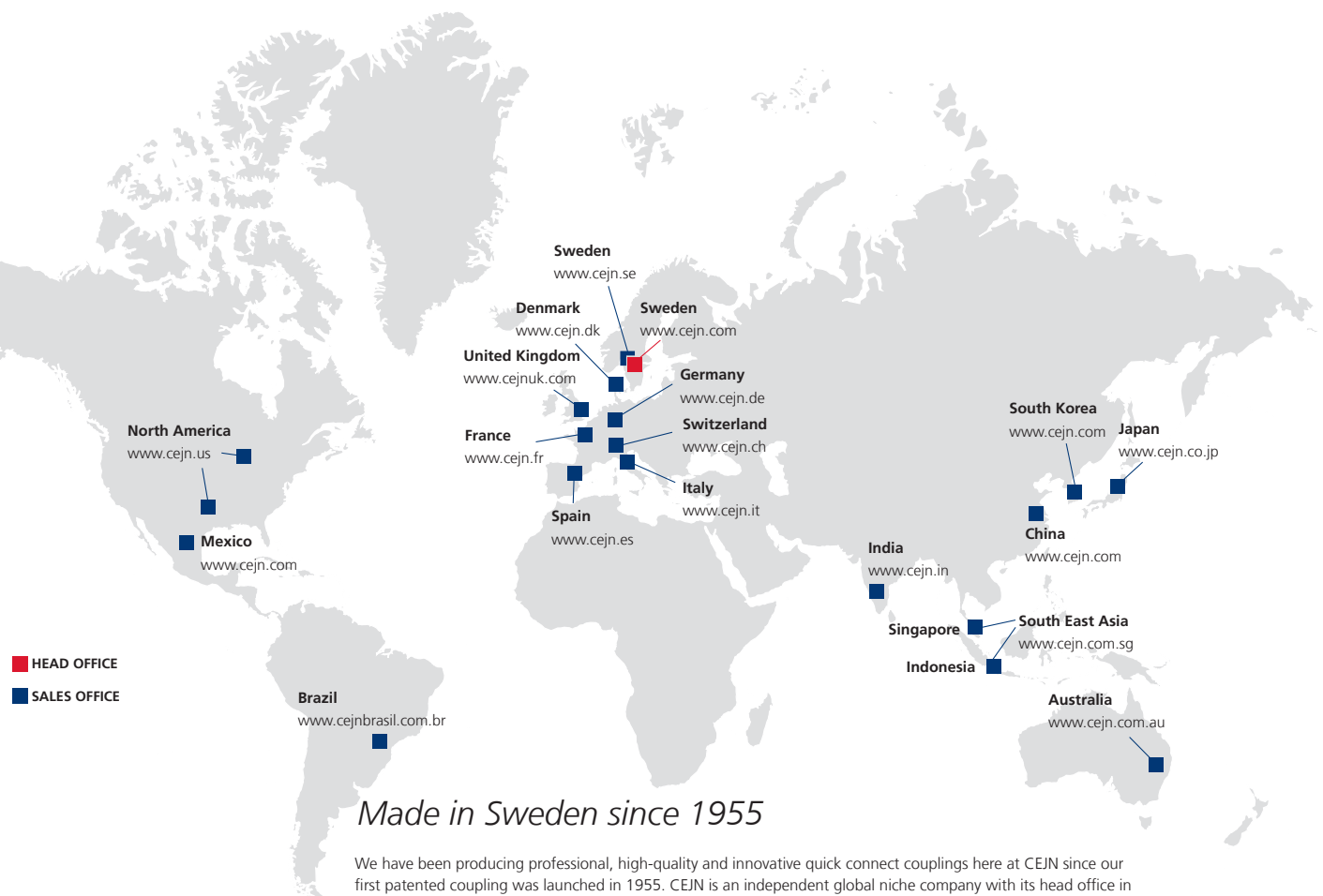
When applying torque to screw fittings there is a big risk of embedded tension in the hoses. As strained hoses are subject to pressure impulses, hose movement and even rotation during operation, the lifetime of any such hose is dramatically reduced, resulting in premature failure and leakage.

These are a frequent cause for customer complaints and can be associated with high costs. With the self-aligning WEO Plug-In, such hose and leakage problems can easily be avoided, because with the WEO Plug-In swivel even extreme hose movements and complete rotation under pressure are not a problem.





Your choice for sustainable
quick connect solutions



Made in Sweden since 1955

We have been producing professional, high-quality and innovative quick connect couplings here at CEJN since our first patented coupling was launched in 1955. CEJN is an independent global niche company with its head office in the heart of Sweden. Over the years we have expanded to 17 sales offices worldwide and are supplying products and services to virtually every industry segment. At CEJN, we are united by our five core values: safety, environment, quality, innovation and performance. They are our cornerstones and define who we are, how we work, what we believe in and what we stand for.

Visit www.cejn.com for more information!

CEJN-Product GmbH

Junkersring 16
53844 Troisdorf
Phone.: + 49 2241 234 19 - 0
E-mail: info.germany@cejn.com