



**70-300 MPa**

# High-Pressure Hydraulics

*Combining top class technology, safety focus and responsiveness to stay one step ahead*







## CONTENT

MARKET LEADERSHIP IS MORE THAN A STATISTICAL FACT – IT’S A MINDSET .....	04
CEJN HIGH-PRESSURE CENTERS .....	06
SAFEGUARDS .....	08
SOLVING SPECIFIC PROBLEMS FOR OUR CUSTOMERS.....	10
WORKING WITH A WIDE RANGE OF APPLICATIONS AND ENVIRONMENTS .....	12
BUILDING LONG-TERM PARTNERSHIPS.....	14
<b>PRODUCT SERIES</b>	
Couplings & Nipples.....	16
Screw-To-Connect Couplings & Nipples.....	28
Hose .....	30
Accessories .....	35
FACTS AND FIGURES.....	41
QR CODES INDEX .....	42



**1967**

CEJN launches Series 115, the first coupling for pressures up to 100 MPa



**1978**

CEJN launches Series 116, the first coupling for pressures up to 150 MPa



**1982**

CEJN launches Series 125, the first coupling for pressures up to 200 MPa



**1987**

CEJN launches Series 135, the first coupling for pressures up to 300 MPa



**1998**

CEJN launches Flat-Face couplings for High-Pressure connectors



# The Key to Leadership Is Our Mindset

*Our work with High-Pressure hydraulics is a testament to our skill, dedication and quick connect knowledge. We patented the world's first quick connect hydraulic coupling for 100 MPa (1000 bar) pressure in 1967. It marked a leap of faith at a time when the hydraulic market considered screw-to-connect couplings to be the only option for connecting High-Pressure hydraulic lines.*

## ONE STEP AHEAD, FOR MORE THAN 40 YEARS

Since CEJN patented the first quick connect coupling for High-Pressure hydraulics, demand has increased tremendously. What our founder Carl Erik Josef Nyberg started out as a specialized niche product has turned into a global venture deeply rooted in our core business. Our expertise in anticipating market needs and producing high quality products has led us to the leading position we have today.

## DEVELOPING TOGETHER, FOR TOMORROW

No magic tricks are behind the ability to foresee what the market needs. You'll find just hard work and a close cooperation with the market - all aligned to develop products for the demands of tomorrow. We are constantly trying out new solutions, listening, learning, and redeveloping. This leads to important breakthroughs in technology and insight into fine-tuning our existing products.

A leadership position is a big responsibility, especially safeguarding our quality level. The high volumes we deliver keep us alert and focused on developing safe, superior-quality solutions. Our functional designs are based on extensive testing and built on the latest technologies, ensuring long service life and low maintenance costs.

## REST ASSURED WE'RE NO NEWCOMER IN HIGH-PRESSURE HYDRAULICS

**2000**

CEJN launches High-Pressure hose kits



**2006**

High-Pressure coupling Series 116 is launched with an integrated swivel function

**2010**

Series 116 is complemented with T-Connectors



**2011**

CEJN launches high-flow couplings for Series 115

Our ongoing successes in High-Pressure hydraulics make us well-positioned for future industry challenges

# CEJN High-Pressure Centers

*The hub of our High-Pressure business is based in the heart of Sweden at CEJN's headquarters. This is where our R&D department and main production operations are located.*

Being one step ahead demands being one step closer to the market - a key reason why CEJN has a local presence across the globe. Our High-Pressure Centers extend the technical know-how of our hub, offer on-location product support, and on-time deliveries to our customers in all major industrial markets. Close cooperation between the R&D department and our High-Pressure Centers ensures that the market gets fast responses and extensive support to all our competencies in product range breadth, application support, and on-time delivery performance.

Each day presents new challenges, and that's why flexibility is one of our guiding principles. CEJN High-Pressure Centers are strategically located to meet the specific needs of our customers - whether it's providing a custom hose color or offering immediate recommendations for a hydraulic system design.



■  
**U.S.A**  
[www.cejn.us](http://www.cejn.us)

■  
**México**  
[www.cejn.us](http://www.cejn.us)

■  
**Brazil**  
[www.cejnbrasil.com.br](http://www.cejnbrasil.com.br)



## CUSTOMER CONTACTS

Besides in-depth application knowledge, our sales engineers offer personal access to CEJN. Each customer has a designated CEJN contact person a relationship that promotes long-term business partnerships.

## PRODUCT COMPETENCE

Experts at our Centers know our product ranges inside and out. Their product fluency results in sound solutions and knowledgeable advice for customer applications.



**HOSE CRIMPING**

Each High-Pressure Center features a hose crimping facility that assembles hose kits to customer orders.



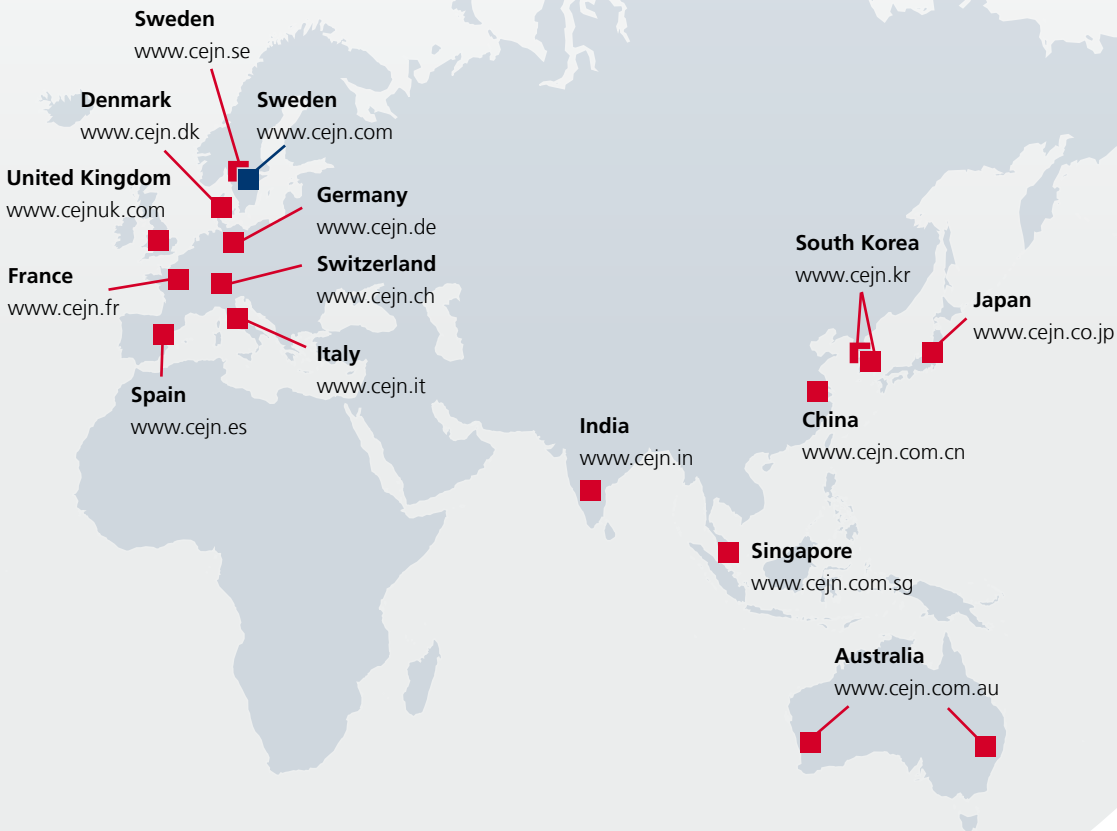
**HOSE TESTING**

Before delivery, each hose kit is pressure tested to ensure safe operation and maximum performance.



**DELIVERIES**

Since CEJN High-Pressure Centers are located near major markets, fast and timely delivery is a major customer advantage.



■ HEADQUARTER  
■ SALES OFFICE

**APPLICATION KNOW-HOW**  
 CEJN High-Pressure Centers are application experts. They work with customers on a daily basis to create just the right solution for each application.

# Extreme Pressures Require Extreme Safety

*Extreme High-Pressure hydraulics creates extreme forces that have the potential to cause serious personal injuries or even fatalities.*


Although incidences are uncommon, an improperly locked coupling set could blow off and hit someone, or a hose failure could generate a hydraulic oil beam powerful enough to puncture a human body. When extreme pressures are combined with extreme applications, such as when a hydraulic jack is used to lift a building, safety must be the utmost concern.

By never settling for average safety compliance in our production audits or safety testing, we have introduced innovative safety technology and unprecedented safety testing principles. This safety-first approach has enabled CEJN to be the market leader in safe products, making us the company customers turn to for products designed to perform reliably and protect individuals from harm.



## Sealed for Safety

*When comparing the different types of sealing methods available on the market, it's easy to see why the CEJN Metal Seal (CMS) is the optimum and recommended sealing method.*



### CEJN METAL SEAL

CEJN Metal Seal was developed to be a safe and reliable seal even at extremely High-Pressures. It allows sealing to take place on a small diameter, reducing strain on the parts and thereby minimizing the risk of damage parts on component bodies. The seal allows reassembly without damaging the seal surface.



### BONDED/DOWTY SEAL RING

Although it might do the job for pressures up to 100 MPa, this type of sealing is neither safe nor durable enough for the highest working pressures.



### CONICAL THREAD SEAL

This sealing method must be combined with a liquid sealer or sealing tape, but it still won't provide the necessary safety for High-Pressure applications.





## High-Pressure Safeguards

*Always make sure that*

- ✓ Products you choose correspond with the required pressure rating. Check part number and rated pressure.
- ✓ All components are CEJN originals. Don't mix brands!
- ✓ All hose assemblies are pressure tested
- ✓ CEJN safety instructions are followed closely
- ✓ Correct assembly torque is used
- ✓ Hose outer cover is examined for signs of damage

### ENSURING SAFE ASSEMBLY

**Risk:** Improperly made hose assemblies have the potential to cause injuries, or even fatalities.

**CEJN's Role:** Hose assemblies made at CEJN High-Pressure Centers are always tested. Our standard procedures include using only original CEJN components (hose, fittings, couplings, and nipples) and following stringent specifications for crimping and pressure testing each hose assembly before delivery. Testing certifications, including tracking numbers, can be provided per batch or for individual hose assemblies.

### PROTECTING HOSE AGAINST WEAR AND TEAR


**Risk:** High-Pressure hose subjected to wear and tear can lead to premature hose failure/fitting separation, which can result in operator injuries and equipment failure.

**CEJN's Role:** CEJN transparent PVC hose covers protect hose from abrasion, thereby preventing operator injuries or equipment damage due to hose failure. CEJN kink protectors are an added protection against wear and tear by preventing abrasion. Their ergonomic grip gives operators a solid hold on hose.

### ENSURING PROPER CONNECTION

**Risk:** When working in poor conditions or poorly lit areas, there is a risk that couplings may not be completely connected.

**CEJN's Role:** CEJN alert rings are visual safeguards for ensuring proper connection. If the red ring is visible, the coupling isn't connected. To be introduced in 2013!



### AVOIDING UNINTENTIONAL DISCONNECTION

**Risk:** A properly connected coupling is completely safe at full working pressure. However, unintentional disconnection can occur either when pumps, tools, or hoses are moved or when coupling is not fully connected.

**CEJN's Role:** To prevent unintentional disconnection CEJN offers a manual safety lock that requires the operator to manually disengage the nipple. For our Flat-Face couplings we offer an automatic safety lock to eliminate unintentional disconnection.

## Summary

- ✓ Always use CEJN Metal Seals whenever possible
- ✓ Always use original CEJN components and never mix brands
- ✓ Always follow CEJN safety recommendations



## The process from idea to finished product

### Customer Request

Product features, application environment, and other important variables are specified.

### Design Draft

CEJN engineers and product managers work closely with customers to incorporate all demands into product designs.

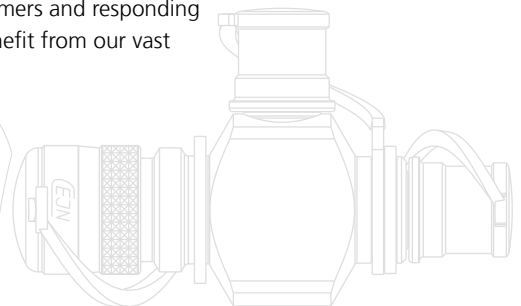
### Prototype

A prototype is made for customer review and ongoing development.

## Benefitting from Each Other

*With more than four decades of High-Pressure experience, we know that the more advanced our technological solutions, the more user-friendly they need to be.*

This is just one of the many lessons we've learned by being in close contact with customers and responding to their constantly changing challenges and requirements. In turn, CEJN customers benefit from our vast experience in providing coupling and system solutions that continue to evolve.





## Testing

**CEJN test laboratories:** work around the clock to verify that CEJN products meet all fit and functionality requirements and will perform on the job.

**Field testing:** CEJN's field testing is made in tough environments in close cooperation with customers. The test results are then compared to CEJN's laboratory tests before being approved for production.

## Production

Products are tested throughout CEJN's ISO-certified production processes. CEJN inventoried products undergo routine audits to ensure high quality and high performance.

## Product Testing Process

During the early stages of development, product designs are tested using extensive software simulations, such as FEM and CFD. As the designs enter the prototype stage, they are put through numerous lab tests that determine how they measure up to SAE, ISO, EN, and DIN specifications. CEJN prototypes are also tested in actual customer applications. During production, every single product undergoes functional and leakage testing.

### SIMULATIONS AND CALCULATIONS

Real-world operating conditions are simulated in CEJN test labs, enabling CEJN engineers to calculate the exact performance of product designs.

### LAB TESTS

Burst pressure, impulse lifetime, flow capacity, and tightness are just a few of the lab tests that push CEJN prototypes to maximum limits.

### FUNCTIONAL TESTS

Each coupling is tested using a master nipple with maximum tolerances to ensure it meets functional requirements.

### SEAL TESTS

The couplings are pressurized to full working pressure, or even higher, to confirm assembly accuracy and leak-free performance.

# Solutions for a Wide Range of Application Environments

Whether the application is nuclear, subsea, windpower, oil, gas, or turbine, at CEJN we're committed to meeting the ever-changing requirements of tough environments. Our wide range of High-Pressure couplings and hoses includes just what you need for jacks, cable cutters, pipe bending and bolt tensioning tools, torque wrenches, rescue equipment, hydrostatic testing equipment, and more.



## Series 116, 150 MPa

- Couplings with integrated swivel are available, in addition to the traditional style
- Safety version with a locking ring on the coupling ensures against accidental disconnection
- Stainless steel style is available



## Hose, 70 to 300 MPa

- Spiral steel-reinforced polymer hose withstands ultra-high working pressures
- Low volumetric expansion gives fast response time
- Smooth inner bore results in minimal pressure drop



## Subsea, Gas and Turbine, Shipbuilding



## Series 125, 250 MPa


- High-Pressure small dimensions
- Non-drip interface minimizes fluid spillage
- Easy to connect and disconnect



## Hose, 70 to 300 MPa

With a wide variety of fittings to choose from, hose kits can be assembled for almost all applications

- Maintain flexibility throughout service life
- Kink-resistant steel-reinforced construction
- Abrasion-resistant cover
- Small outside diameter
- Superior chemical resistance



## Rescue Service



## Series 117, 100 MPa

- Use alongside Series 115 couplings when systems must never be interconnected
- Non-drip interface minimizes fluid spillage
- Standard plastic dust caps on the coupling and nipple prevent incoming dirt and debris, thereby prolonging life



## Series 115 Flat-Face, 80 MPa

- Lightweight design makes the couplings ideal for hand-held tools
- Patented, automatic safety function eliminates accidental disconnection
- One-hand connection for easy operation

**Series 135, 300 MPa**

- Withstands extremely high working pressures when connected and disconnected (applies to coupling and nipple)
- Safety style with locking ring on the coupling prevents accidental disconnection
- Connecting pumps and accessories is quick and safe, even at extreme pressures



**Series 125, 250 MPa**

- Ensure quick, secure connections
- Extremely small outside dimensions
- Standard High-Pressure seal design ensures non-drip connection and disconnection

**Bolt Tightening**



360°



**Swivel Connections, 150 MPa**

- Ideal for hard-to-reach areas
- Allow 360° movement up to full working pressure, guarding hose from twisting or torque
- Prolong hose service life



**Hose, 70 to 300 MPa**

- High-Pressure spiral-reinforced polymer hose with many end connection combinations
- Port-to-port solutions that are pressure tested 1.5 times their working pressure
- Kink protectors and PVC covers are available



**Series 116 T-Connection, 150 MPa**

- Lightweight, one-piece coupling and nipple combination for serial connections on High-Pressure hydraulic tools
- Compact connection minimizes leakage by reducing potential leak point
- Modified seal on the nipple valve handles dynamic load while disconnected, with no seal damage

**Windpower**



**Series 116, 150 MPa**

- Proven CEJN original design with extremely small outside dimensions
- Available in stainless steel and carbon steel
- Safety ring on the locking sleeve prevents accidental disconnection



**Series 116 Flat-Face, 150 MPa**

- Locking is automatic by pushing nipple into the coupling with one hand
- Flat-Face design makes cleaning easy
- 116 Flat-Face coupling can be used with 116 standard nipple



**Series 115, High-Flow, 80 MPa**

- The perfect replacement to ordinary screw couplings
- Extremely high flow despite its small outside dimensions
- Easily accommodate flow peaks
- Flat-Face feature for easy cleaning

**Lifting**



**Series 218, 100 MPa**

- Extremely high flow despite very small external dimensions
- Seal design offers non-drip connection and disconnection
- All-around performer benefits most applications



**Series 230, 70 MPa**

- Screw-to-connect series
- Interchangeable with most competitive screw-to-connect couplings

# Solving Specific Customer Problems

CEJN has a long and successful history of collaborating with customers to solve specific problems in High-Pressure applications. Component and system solutions are a part of our core competencies. Here are just a few examples of our problem-solving solutions.

## SWIVEL COUPLING ADAPTER

Coupling and adapter combination that swivels in all directions, even under pressure. It saves space and adapts to varying configurations.



## TWIN FLAT-FACE HIGH-FLOW

A coupling solution for applications and tools in which pressure and return lines are located next to each other. Both connections are made in one step, making connections quick and easy. Cross connecting lines is virtually impossible.




## DIESEL ADAPTER NIPPLE

Adapter and nipple combination that eliminates the need for injection nipples on pressure testing equipment used in the diesel engine manufacturing industry.



## T-CONNECTOR

Lightweight, one-piece coupling and nipple combination for making serial connections on High-Pressure hydraulic tools. It replaces traditional porting blocks with up to 13 components. The connection minimizes risk for leakage by reducing potential leak points.



## NUCLEAR NIPPLE

Nipple solution that meets the nuclear industry's extreme safety and performance requirements. It is made of a special steel material that makes the coupling heat resistant up to 300°C.

## SHORT PROFILE NIPPLE

Nipple with an external thread that reduces the amount of possible leak points and adapter requirements. It attaches directly to bolt tensioners and other tools, creating a compact solution with streamlined dimensions.

**STAINLESS STEEL VERSION**

Stainless steel, High-Pressure coupling that meets the need for corrosion resistance in offshore applications, subsea environments, or where water is used as the hydraulic media.



**ELBOW CONNECTION**

Compact, High-Pressure coupling developed to save space in confined areas. It adds to application safety by eliminating the need to bend hose to fit into small spaces.

**HIGH-FLOW**

With working pressures up to 80 MPa and an extremely high flow, Series 115 High Flow Flat-Face is the first quick connect coupling on the market in regards to its high flow and working pressure. Saving time and being one hand operated makes for a perfect replacement to ordinary screw couplings in high flow hydraulic tools.





## Couplings & Nipples

- *CEJN original*
- *Non-drip interface*
- *Dust caps are standard*

CEJN High-Pressure Hydraulic couplings and nipples are depended upon throughout the world to help keep ships sailing, wind turbines turning, subsea exploration equipment drilling and a whole lot more. They are based on a CEJN original design that has grown into a global standard. That's proof that we've always been one step ahead and we continue to be with 40 years of experience in everything we do. All CEJN High-Pressure Hydraulic couplings and nipples are designed with a non-drip interface to minimize fluid spillage and air inclusion during connection and disconnection. Dust caps are a standard feature to protect hydraulic systems from dirt and debris.





# Series 115 – 14,500 PSI (1000 bar)

- Compact design
- Unique sealing design
- Non-drip on connection and disconnection
- Dust caps included as standard
- Nipple with hose rupture valve available
- Coupling with extra safety ring available

Series 115 is available in both standard and Flat-Face designs. The series is a CEJN original with extremely small outside dimensions. Like all couplings in CEJN's High-Pressure range, non-drip connection and disconnection are standard. All exposed components are made of zinc-plated steel. The couplings are also available in a safety ring design featuring a locking sleeve that prevents accidental disconnection. Extending the service life of the entire hydraulic system, plastic dust caps are standard on both the couplings and nipples. Aluminum dust caps are also available upon request. The nipples are also available with a hose rupture valve. In the event of a ruptured hose, the nipple closes and prevents oil spills that could disrupt production and harm the environment.



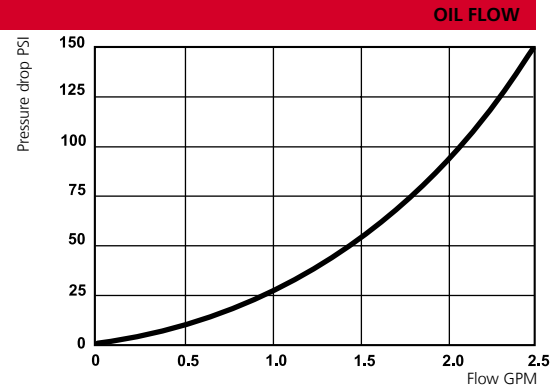
## TECHNICAL DATA

Nominal flow diameter .....	3/32" (2.5 mm)
Flow capacity .....	1.6 GPM (6.0 l/min)
Max. working pressure.....	14500 PSI (1000 bar)
Min. burst pressure.....	37710 PSI (2600 bar)
Temperature range .....	-22°F – + 212°F (-30°C – +100°C)
Material coupling.....	Hardened, zinc chromate plated steel
Material nipple.....	Hardened, zinc chromate plated steel
Material seal.....	Nitrile (NBR) other sealing materials on request

Flow capacity is measured at 1.47 GPM (50 PSI) pressure drop.



<http://www.cejn.com/Products/High-Pressure-Hydraulics/Couplings--Nipples/Series-115-100-MPa/>



Read more about Dust caps on page 41

	Part No.	Remark	Connection	Length	Diameter	Hexagon	Rec. torque (Nm)	Rec. seal. method		
<b>COUPLINGS</b>	Female thread	101151102	-	Rc 1/4"	59.3	28	24	50-60	-	
		101151104	-	Rc 3/8"	60.8	28	24	70-80	-	
		101151201	-	G 1/8"	53.8	28	24	40-50	T1*	
		101151202	-	G 1/4"	63.3	28	24	40-50	CMS*	
		101151204	-	G 3/8"	63.3	28	24	70-80	T3*	
		101151401	-	1/8" NPT	53.8	28	24	40-50	-	
		101151402	-	1/4" NPT	58.3	28	24	50-60	-	
		101151404	-	3/8" NPT	60.3	28	24	70-80	-	
		Male thread	101151252	-	G 1/4"	61.3	28	24	40-50	T2*
			101151254	-	G 3/8"	60.8	28	24	70-80	T3*
			101151452	-	1/4" NPT	61.8	28	24	50-60	-
			101151454	-	3/8" NPT	62.3	28	24	70-80	-
	<b>COUPLINGS WITH SAFETY LOCK</b>	Female thread	101151222	safety lock	G 1/4"	61.3	28	24	40-50	CMS*
			101151422	safety lock	1/4" NPT	58.3	28	24	50-60	-
<b>NIPPLES</b>	Female thread	101156102	-	Rc 1/4"	36.7	25.4	22	30-40	-	
		101156104	-	Rc 3/8"	38	27.7	24	40-50	-	
		101156201	-	G 1/8"	33.3	19.6	17	40-50	T1*	
		101156202	-	G 1/4"	38	25.4	22	40-50	CMS*	
		101156204	-	G 3/8"	39.5	27.7	24	70-80	T3*	
		101156401	-	1/8" NPT	33.3	19.6	17	20-25	-	
		101156402	-	1/4" NPT	35.7	25.4	22	30-40	-	
		101156404	-	3/8" NPT	37	27.7	24	40-50	-	
		Male thread	101156152	-	R 1/4"	62.5	25.4	22	50-60	-
			101156154	-	R 3/8"	63	25.4	22	70-80	-
			101156212	-	G 1/4"	50.3	25.4	22	40-50	T2*
			101156254	-	G 3/8"	62	25.4	22	70-80	T3*
			101156451	-	1/8" NPT	50.8	19.6	17	40-50	-
			101156452	-	1/4" NPT	61.5	25.4	22	50-60	-
			101156454	-	3/8" NPT	62.1	25.4	22	70-80	-
			101156272	Hose rupture valve that closes above 3.4 GPM (13 l/min)	G 1/4"	52	25.4	22	40-50	T2*
<b>ADAPTERS</b>	Swivel connection	199501650	Adapter with integrated swivel	G 1/4"	44	50.5	22	40-50	CMS*	

\*CMS= Cejn metal seal (120° cone), T1= rubber metal seal (19 950 0061), T2= rubber metal seal (19 950 0062), T3= rubber metal seal (19 950 0064), T4= high strength rubber metal seal (19 950 0083), W= copper washer (09 950 4600). 950 0064), T4= high strength rubber metal seal (19 950 0083), W= copper washer (09 950 4600). Thread connections are listed according to ISO Standards. All measurements are in mm. Check with an authorized CEJN distributor for availability and prices. Please visit our website, [www.cejn.com](http://www.cejn.com), for general maintenance tips.

# Series 115 – Flat Face 11,600 PSI (800 bar)

- Flat-face design
- Non-drip on connection and disconnection
- Dust caps included as standard
- One-hand operated
- Automatic safety locking device
- Light weight design with an aluminum back-part
- Connects with nipple series 115 standard

CEJN Series 115 offers a Flat-Face design and a patented auto-lock function. The couplings are light in weight with an aluminum back part, making the series ideal for applications in which lightweight components are a requirement. Series 115 is recommended primarily for rescue equipment, torque tools and cable cutters. A standard version is also available.

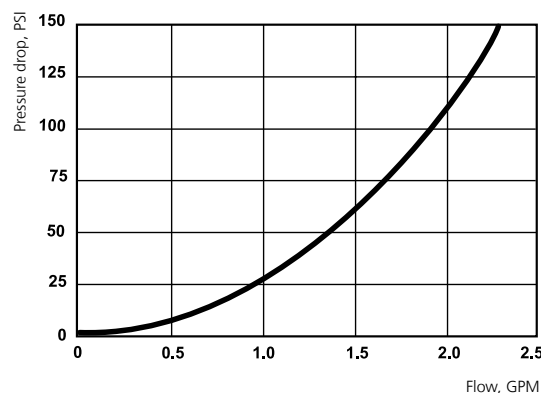


## TECHNICAL DATA

Nominal flow diameter .....	3/32" (2.5 mm)
Flow capacity .....	1.4 GPM (5.3 l/min)
Max. working pressure.....	11600 PSI (800 bar)
Min. burst pressure.....	40610 PSI (2800 bar)
Temperature range .....	-22°F – + 212°F (-30°C – +100°C)
Material coupling.....	Hardened, zinc chromate plated steel
Material nipple.....	Hardened, zinc chromate plated steel
Material seal.....	Nitrile (NBR) other sealing material on request

Flow capacity measured at 50 PSI (1.33 GPM) pressure drop.

## OIL FLOW



Read more about Dust caps on page 41

	Part No.	Remark	Connection	Length	Diameter	Hexagon	Rec. torque (Nm)	Rec. seal. method	
<b>COUPLINGS</b>	Female thread	101151200	Rubber metal seal included	G 1/4"	73.9	31	24	70-80	T2*
<b>NIPPLES</b>	Female thread	101156102	-	Rc 1/4"	36.7	25.4	22	30-40	-
		101156104	-	Rc 3/8"	38	27.7	24	40-50	-
		101156201	-	G 1/8"	33.3	19.6	17	40-50	T1*
		101156202	-	G 1/4"	38	25.4	22	40-50	CMS*
		101156204	-	G 3/8"	39.5	27.7	24	70-80	T3*
		101156401	-	1/8" NPT	33.3	19.6	17	20-25	-
		101156402	-	1/4" NPT	35.7	25.4	22	30-40	-
		101156404	-	3/8" NPT	37	27.7	24	40-50	-
	Male thread	101156152	-	R 1/4"	62.5	25.4	22	50-60	-
		101156154	-	R 3/8"	63	25.4	22	70-80	-
		101156212	-	G 1/4"	50.3	25.4	22	40-50	T2*
		101156254	-	G 3/8"	62	25.4	22	70-80	T3*
		101156451	-	1/8" NPT	50.8	19.6	17	40-50	-
		101156452	-	1/4" NPT	61.5	25.4	22	50-60	-
		101156454	-	3/8" NPT	62.1	25.4	22	70-80	-
101156272	Hose rupture valve that closes above 3.4 GPM (13 l/min)	G 1/4"	52	25.4	22	40-50	T2*		

\*CMS= Cejn metal seal (120° cone), T1= rubber metal seal (19 950 0061), T2= rubber metal seal (19 950 0062), T3= rubber metal seal (19 950 0064), T4= high strength rubber metal seal (19 950 0083), W= copper washer (09 950 4600). Thread connections are listed according to ISO Standards. All measurements are in mm. Check with an authorized CEJN distributor for availability and prices. Please visit our website, [www.cejn.com](http://www.cejn.com), for general maintenance tips.



<http://www.cejn.com/Products/High-Pressure-Hydraulics/Flat-Face-Couplings-Nipples/Series-115-Flat-Face/>

## Series 115 – High-Flow 11,600 PSI (800 bar)

- Flat-face design
- Non-drip on connection and disconnection
- Dust caps included as standard
- One-hand operated
- Automatic safety locking device

CEJN has expanded its High-Pressure quick connect coupling range with new High-Flow Series hydraulic couplings. The new CEJN Flat-Face couplings are small in size but mighty in performance, making them particularly suitable for hydraulic tools with high-flow requirements

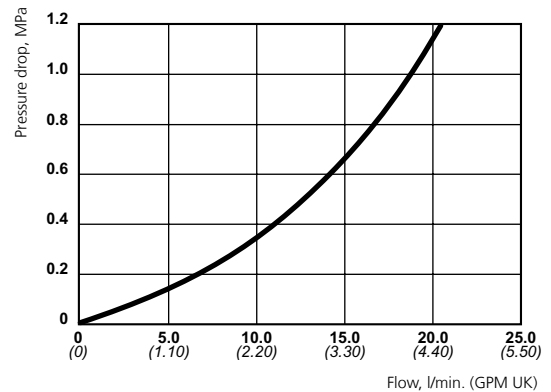


### TECHNICAL DATA

### OIL FLOW

Nominal flow diameter .....	5/32" (4 mm)
Flow capacity .....	2.9 GPM (11 l/min)
Max. working pressure.....	11600 PSI (800 bar)
Min. burst pressure.....	34810 PSI (2400 bar)
Temperature range .....	-22°F – + 212°F (-30°C – +100°C)
Material coupling.....	Hardened, zinc chromate plated steel
Material nipple.....	Hardened, zinc chromate plated steel
Material seal.....	NBR

Flow capacity measured at 0.4 MPa pressure drop.



Read more about Dust caps on page 41

		Part No.	Remark	Connection	Length	Diameter	Hexagon	Rec. torque (Nm)	Rec. seal. method
<b>COUPLINGS</b>	Female thread	101152202	-	G 1/4"	75.8	30	24		CMS
		101152402	-	1/4" NPT	72.8	30	24		-
	Male thread	101152452	-	1/4" NPT	74.3	30	24		-
<b>NIPPLES</b>	Female thread	101157002	-	G 1/4"	38	24.7	22		CMS
		101157402	-	1/4" NPT	35.7	24.7	22		-

Thread connections are listed according to ISO Standards. All measurements are in mm. Check with an authorized CEJN distributor for availability and prices. Please visit our website, [www.cejn.com](http://www.cejn.com), for general maintenance tips.



<http://www.cejn.com/Products/High-Pressure-Hydraulics/High-Flow-Flat-Face-Couplings--Nipples/Series-115-High-Flow/>

# Series 117 – 14,500 PSI (1000 bar)

- Compact design
- Unique sealing design
- Non-drip on connection and disconnection
- Dust caps included as standard
- Coupling with extra safety ring available

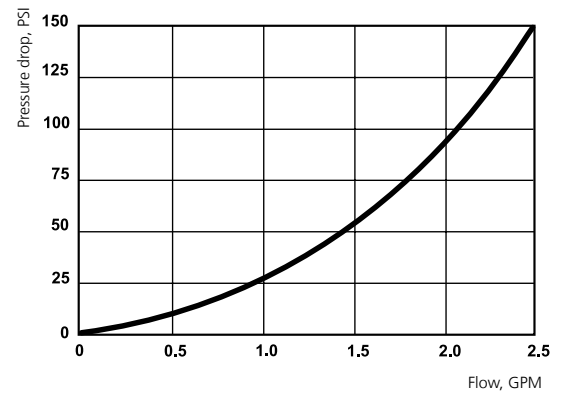
Series 117 is a sister coupling to Series 115 and is used alongside the series 115 in applications where the systems must not, under any circumstances, be interconnected. 115 and 117 offer the same performance and qualities, but cannot be connected with one another, which makes them an unbeatable combination for rescue tools, etc. All exposed components are made of zinc plated steel. Plastic dust caps are standard on both coupling and nipple.



**TECHNICAL DATA** **OIL FLOW**

**Nominal flow diameter** ..... 3/32" (2.5 mm)  
**Flow capacity** ..... 1.6 GPM (6.0 l/min)  
**Max. working pressure**..... 14500 PSI (1000 bar)  
**Min. burst pressure**..... 37710 PSI (2600 bar)  
**Temperature range** ..... -22°F – + 212°F (-30°C – +100°C)  
**Material coupling**..... Hardened, zinc chromate plated steel  
**Material nipple**..... Hardened, zinc chromate plated steel  
**Material seal**..... Nitrile (NBR) other sealing material on request

*Flow capacity is measured at 50 PSI (1.47 GPM) pressure drop.*



Read more about Dust caps on page 41

		Part No.	Remark	Connection	Length	Diameter	Hexagon	Rec. torque (Nm)	Rec. seal. method
<b>COUPLINGS</b>	Female thread	101171202	-	G 1/4"	61.3	28	24	40-50	CMS*
		101171404	-	3/8" NPT	60.3	28	24	70-80	-
	Male thread	101171254	-	G 3/8"	60.8	28	24	70-80	T3*
		101171454	-	3/8" NPT	62.3	28	24	70-80	-
<b>COUPLINGS WITH SAFETY LOCK</b>	Female thread	101171232	Safety lock	G 1/4"	61.3	28	24	40-50	CMS*
		101171434	Safety lock	3/8" NPT	60.3	28	24	70-80	-
<b>NIPPLES</b>	Female thread	101176202	-	G 1/4"	38	25.4	22	40-50	CMS*
		101176404	-	3/8" NPT	37	27.7	24	40-50	-
<b>ADAPTERS</b>	Swivel connection	199501650	Adapter with integrated swivel	G 1/4"	44	50.5	22	40-50	CMS*

\*CMS= Cejn metal seal (120° cone), T1= rubber metal seal (19 950 0061), T2= rubber metal seal (19 950 0062), T3= rubber metal seal (19 950 0064), T4= high strength rubber metal seal (19 950 0083), W= copper washer (09 950 4600). Thread connections are listed according to ISO Standards. All measurements are in mm. Check with an authorized CEJN distributor for availability and prices. Please visit our website, [www.cejn.com](http://www.cejn.com), for general maintenance tips.



<http://www.cejn.com/Products/High-Pressure-Hydraulics/Couplings-Nipples/Series-117-100-MPa/>

## Series 218 – 14,500 PSI (1000 bar)

- Small external dimensions
- Extremely high-flow capacity
- High working pressure
- Compact design
- Unique sealing design
- Non-drip on connection and disconnection
- Built-in safety device to avoid unintentional disconnection
- Dust caps included as standard

The Series 218 is a CEJN original that, despite very small outside dimensions, gives an extremely high flow. Both the patented sealing design and non-drip connection and disconnection are standard on CEJN's high pressure range. The coupling also has a safety ring for the locking sleeve to prevent accidental disconnection. Plastic dust caps are standard on both coupling and nipple. The series is an all round coupling that works well in most applications, although it is mainly recommended where large flow rates are required.

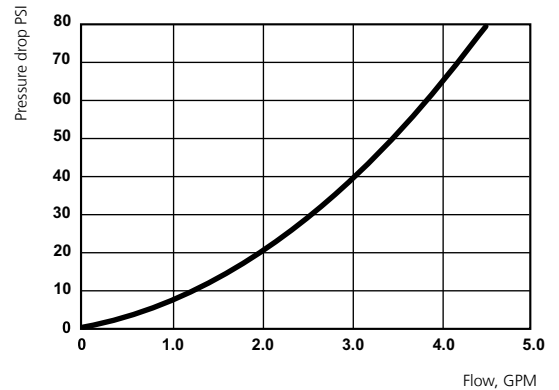


### TECHNICAL DATA

<b>Nominal flow diameter</b> .....	1 1/64" (4.5 mm)
<b>Flow capacity</b> .....	4.0 GPM (15.0 l/min)
<b>Max. working pressure</b> .....	14500 PSI (1000 bar)
<b>Min. burst pressure</b> .....	40610 PSI (2800 bar)
<b>Temperature range</b> .....	-22°F – + 212°F (-30°C – +100°C)
<b>Material coupling</b> .....	Hardened, zinc chromate plated steel
<b>Material nipple</b> .....	Hardened, zinc chromate plated steel
<b>Material seal</b> .....	Nitrile (NBR) other sealing material on request

Flow capacity is measured at 50 PSI (3.62 GPM) pressure drop.

### OIL FLOW



Read more about Dust caps on page 41

	Part No.	Remark	Connection	Length	Diameter	Hexagon	Rec. torque (Nm)	Rec. seal. method
<b>COUPLINGS</b>	Female thread 102181234	-	G 3/8"	73.4	34.6	30	70-80	T3*
	102181434	-	3/8" NPT	73.4	34.6	30	70-80	-
<b>NIPPLES</b>	Female thread 102186204	-	G 3/8"	50.5	27.7	24	70-80	T3*
	102186404	-	3/8" NPT	49	27.7	24	40-50	-

\*CMS= Cejn metal seal (120° cone), T1= rubber metal seal (19 950 0061), T2= rubber metal seal (19 950 0062), T3= rubber metal seal (19 950 0064), T4= high strength rubber metal seal (19 950 0083), W= copper washer (09 950 4600). Thread connections are listed according to ISO Standards. All measurements are in mm. Check with an authorized CEJN distributor for availability and prices. Please visit our website, [www.cejn.com](http://www.cejn.com), for general maintenance tips.



<http://www.cejn.com/Products/High-Pressure-Hydraulics/Couplings-Nipples/Series-218-100-MPa/>

# Series 116 – 21,750 PSI (1500 bar)

- High working pressure
- Compact design
- Unique sealing design
- Non-drip on connection and disconnection
- Dust caps included as standard
- Nipple without valve available
- Coupling with extra safety ring available

Series 116 is available in both standard and Flat-Face designs. The Series is a CEJN original with extremely small outside dimensions. Non-drip connection and disconnection are standard on the CEJN High-Pressure range. All exposed components are made of zinc-plated steel. The coupling is also available in a design with a safety ring for the locking sleeve to prevent accidental disconnection. Plastic dust caps are standard on both coupling and nipple, dust caps of aluminum can be ordered separately. There is a coupling and nipple manufactured of stainless steel and chemically nickel-plated steel available for use in corrosive environments. A coupling with a 90° angled swivel connection is also available for use in confined areas. The range is primarily recommended for cylinders, bolt tensioner tools, bearing pullers, etc.



## TECHNICAL DATA

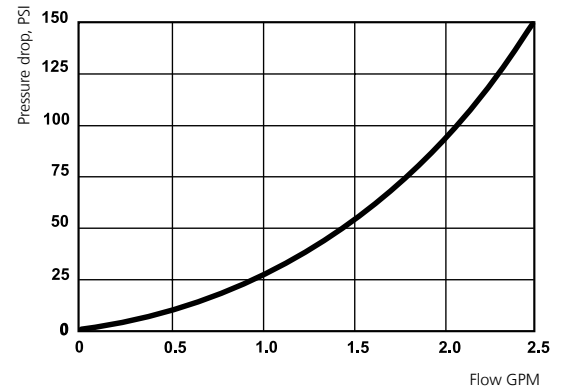
Nominal flow diameter .....	3/32" (2.5 mm)
Flow capacity .....	1.6 GPM (6.0 l/min)
Max. working pressure.....	21760 PSI (1500 bar)
Min. burst pressure.....	43510 PSI (3000 bar)
Temperature range .....	-22°F – + 212°F (-30°C – +100°C)
Material coupling.....	Hardened, zinc chromate plated steel
Material nipple.....	Hardened, zinc chromate plated steel
Material seal.....	Nitrile (NBR) other sealing material on request

Flow capacity is measured at 50 PSI (1.47 GPM) pressure drop.



<http://www.cejn.com/Products/High-Pressure-Hydraulics/Couplings--Nipples/Series-116-150-MPa/>

## OIL FLOW



Read more about Dust caps on page 41

	Part No.	Remark	Connection	Length	Diameter	Hexagon	Rec. torque (Nm)	Rec. seal. method	
<b>COUPLINGS</b>	Female thread	101161201	-	G 1/8	53.8	28	24	40-50	T1*
		101161202	-	G 1/4"	61.3	28	24	40-50	CMS*
		101161402	-	1/4" NPT	58.3	27.7	24	50-60	-
		101161280	Stainless steel with chemical nickel plated steel locking sleeve	G 1/4"	61.3	28	24	40-50	CMS*
	Female thread with angled connection	101161230	-	G 1/4"	66.6	35	28	50-60	T4*
		101161250	Integrated swivel	G 1/4"	65.8	28	22	40-50	CMS*
<b>COUPLINGS WITH SAFETY LOCK</b>	Female thread	101161422	Safety lock	1/4" NPT	58.3	27.7	24	50-60	-
		101161222	Safety lock	G 1/4"	61.3	27.7	24	40-50	CMS*
		101161246	Stainless steel with chemical nickel plated steel locking sleeve	G 1/4"	61.3	28	24	40-50	T2*
<b>NIPPLES WITHOUT VALVE</b>	Male thread	101165252	-	G 1/4"	40.5	25.4	22	80-90	W*
<b>NIPPLES</b>	Female thread	101166201	-	G 1/8	33.3	19.2	17	40-50	
		101166202	-	G 1/4"	38	25.4	22	40-50	CMS*
		101166402	-	1/4" NPT	35.7	25.4	22	30-40	-
		101166241	Stainless steel valve, chemical nickel plated steel body	G 1/4"	38	25.4	22	40-50	CMS*
<b>ADAPTERS</b>	Swivel connection	199501650	Adapter with integrated swivel	G 1/4"	44	50.5	22	40-50	CMS*

Thread connections are listed according to ISO Standards. All measurements are in mm. Check with an authorized CEJN distributor for availability and prices. Please visit our website, [www.cejn.com](http://www.cejn.com), for general maintenance tips. \*CMS= Cejn metal seal (120° cone), T1= rubber metal seal (19 950 0061), T2= rubber metal seal (19 950 0062), T3= rubber metal seal (19 950 0064), T4= high strength rubber metal seal (19 950 0083), W= copper washer (09 950 4600).

# Series 116 – Flat Face 21,760 PSI (1500 bar)

- Flat-face design
- Non-drip on connection and disconnection
- Dust caps included as standard
- One-hand operation
- Automatic safety locking device
- Connects with nipple series 116 standard

Series 116 in a Flat-Face design has a working pressure of 21,750 PSI. Series 116 Flat-Face is primarily recommended for industrial applications, such as bolt tensioners, splitters and clamping tools.

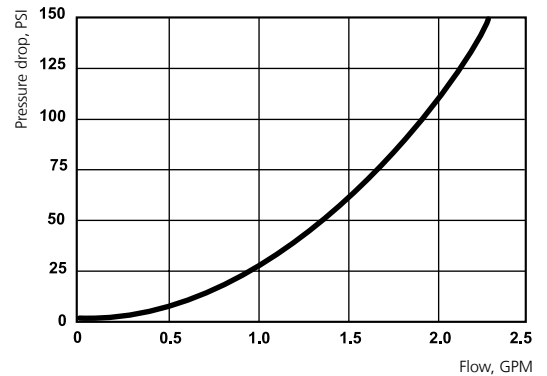


## TECHNICAL DATA

## OIL FLOW

<b>Nominal flow diameter</b> .....	3/32" (2.5 mm)
<b>Flow capacity</b> .....	1.4 GPM (5.3 l/min)
<b>Max. working pressure</b> .....	21760 PSI (1500 bar)
<b>Min. burst pressure</b> .....	43510 PSI (3000 bar)
<b>Temperature range</b> .....	-22°F – + 212°F (-30°C – +100°C)
<b>Material coupling</b> .....	Hardened, zinc chromate plated steel
<b>Material nipple</b> .....	Hardened, zinc chromate plated steel
<b>Material seal</b> .....	Nitrile (NBR) other sealing material on request

Flow capacity is measured at 50 PSI (1.33 GPM) pressure drop.



Read more about Dust caps on page 41

		Part No.	Remark	Connection	Length	Diameter	Hexagon	Rec. torque (Nm)	Rec. seal. method
<b>COUPLINGS</b>	Female thread	101161219	-	G 1/4"	72.1	30	24	40-50	CMS
		101161229	Max. work. press. 14,500 PSI	G 3/8"	72.6	30	24	70-80	T3*
		101161419	-	1/4" NPT	69.1	30	24	50-60	-
		101161429	Max. work. press. 14,500 PSI	3/8" NPT	70.6	30	24	70-80	-
	Male thread	101161269	-	G 1/4"	70.6	30	24	50-60	T4*
		101161279	Max. work. press. 14,500 PSI	G 3/8"	70.6	30	24	70-80	T3*
		101161469	-	1/4" NPT	70.6	30	24	50-60	-
		101161479	Max. work. press. 14,500 PSI	3/8" NPT	70.6	30	24	70-80	-
<b>NIPPLES WITHOUT VALVE</b>	Male thread	101165252	-	G 1/4"	40.5	25.4	22	80-90	W*
<b>NIPPLES</b>	Female thread	101166201	-	G 1/8"	33.3	19.2	17	40-50	
		101166202	-	G 1/4"	38	25.4	22	40-50	CMS*
		101166402	-	1/4" NPT	35.7	25.4	22	30-40	-
		101166241	Stainless steel valve, chemical nickel plated steel body	G 1/4"	38	25.4	22	40-50	CMS*

\*CMS= Cejn metal seal (120° cone), T1= rubber metal seal (19 950 0061), T2= rubber metal seal (19 950 0062), T3= rubber metal seal (19 950 0064), T4= high strength rubber metal seal (19 950 0083), W= copper washer (09 950 4600). Thread connections are listed according to ISO Standards. All measurements are in mm. Check with an authorized CEJN distributor for availability and prices. Please visit our website, [www.cejn.com](http://www.cejn.com), for general maintenance tips.



<http://www.cejn.com/Products/High-Pressure-Hydraulics/Couplings-Nipples/Series-116-150-MPa/>

# Series 116 – T-Connection 21,760 PSI (1500 bar)

- One-piece design
- Lightweight, compact
- Cost-effective


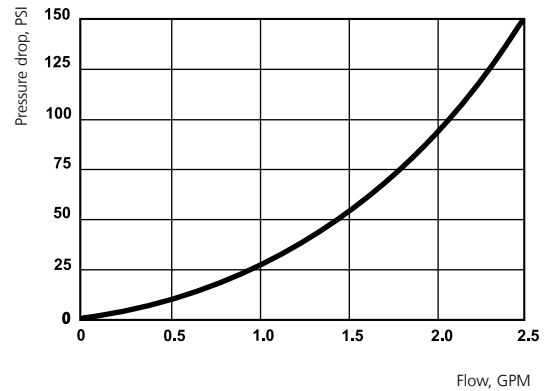
CEJN's Series 116 T-Connection is a lightweight, one-piece coupling and nipple combination for making serial connections on high-pressure hydraulic tools, such as bolt tensioners and cylinders. Replacing traditional porting blocks that can require up to 13 components with at least five different part numbers, the compact T-connection minimizes risk for leakage by reducing potential leak points. A modified seal enables the nipple valve to handle dynamic load while disconnected, without the risk of seal damage. The tested, pre-assembled connection comes ready for installation, thereby saving assembly time and costs.



**TECHNICAL DATA** **OIL FLOW**

**Nominal flow diameter** ..... 3/32" (2.5 mm)  
**Flow capacity** ..... 1.6 GPM (6.0 l/min)  
**Max. working pressure**..... 21760 PSI (1500 bar)  
**Min. burst pressure**..... 43510 PSI (3000 bar)  
**Temperature range** ..... -22°F – + 212°F (-30°C – +100°C)  
**Material coupling**..... Hardened, zinc chromate plated steel  
**Material nipple**..... Hardened, zinc chromate plated steel  
**Material seal**..... Nitrile (NBR) other sealing material on request

*Flow capacity is measured at 0.4 MPa pressure drop*



Read more about Dust caps on page 41

		Part No.	Length
<b>A</b>	With 1 coupling and 2 nipples	101163166	103
<b>B</b>	With 2 couplings and 1 nipple	101163116	121
<b>C</b>	With 2 couplings and 1 nipple	101163161	149
<b>D</b>	with 3 couplings	101163111	149
<b>E</b>	With 1 coupling and 2 nipples	101163616	94
<b>F</b>	With 3 nipples	101163666	94

All measurements are in mm. All measurements are in mm. Please visit our website, [www.cejn.us](http://www.cejn.us), for general maintenance tips.



<http://www.cejn.com/Products/High-Pressure-Hydraulics/Couplings-Nipples/Series-116-T-Connection/>



# Series 125 – 29,000 PSI (2000 bar)

- High working pressure
- Compact design
- Unique sealing design
- Non-drip on connection and disconnection
- Dust caps included as standard
- Nipple without valve available

Series 125 is a CEJN original with extremely small outside dimensions and a patented seal design. Non-drip connection and disconnection are standard on the CEJN high pressure range. All exposed components are made of zinc plated steel. Plastic dust caps are standard on both the coupling and nipple. The range is primarily recommended for nut runners, bearing pullers, etc.

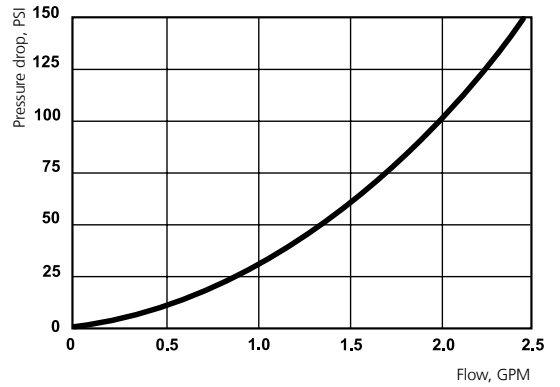


**TECHNICAL DATA**

**OIL FLOW**

**Nominal flow diameter** ..... 3/32" (2.5 mm)  
**Flow capacity** ..... 1.5 GPM (5.8 l/min)  
**Max. working pressure**..... 29010 PSI (2000 bar)  
**Min. burst pressure**..... 58020 PSI (4000 bar)  
**Temperature range** ..... -22°F – + 212°F (-30°C – +100°C)  
**Material coupling**..... Hardened, zinc chromate plated steel  
**Material nipple**..... Hardened, zinc chromate plated steel  
**Material seal**..... Nitrile (NBR) other sealing material on request

Flow capacity is measured at 5.8 PSI (4 bar) pressure drop.



Read more about Dust caps on page 41

	Part No.	Remark	Connection	Length	Diameter	Hexagon	Rec. torque (Nm)	Rec. seal. method	
<b>COUPLINGS</b>	Female thread	101251202	-	G 1/4"	64.3	30	24	40-50	CMS*
<b>NIPPLES WITHOUT VALVE</b>	Male thread	101255252	-	G 1/4"	42.5	25.4	22	100-110	W*
<b>NIPPLES</b>	Female thread	101256202	-	G 1/4"	38	25.4	22	40-50	CMS*

\*CMS= Cejn metal seal (120° cone), T1= rubber metal seal (19 950 0061), T2= rubber metal seal (19 950 0062), T3= rubber metal seal (19 950 0064), T4= high strength rubber metal seal (19 950 0083), W= copper washer (09 950 4600). Thread connections are listed according to ISO Standards. All measurements are in mm. Check with an authorized CEJN distributor for availability and prices. Please visit our website, [www.cejn.com](http://www.cejn.com), for general maintenance tips.



<http://www.cejn.com/Products/High-Pressure-Hydraulics/Couplings--Nipples/Series-125-200-MPa/>

# Series 125 – 36,260 PSI (2500 bar)

- High working pressure
- Compact design
- Unique sealing design
- Non-drip on connection and disconnection
- Dust caps included as standard
- Nipple without valve available

Series 125 is a CEJN original with extremely small outside dimensions and a patented seal design. Non-drip connection and disconnection are standard on the CEJN high pressure range. All exposed components are made of zinc plated steel. Plastic dust caps are standard on both the coupling and nipple. The range is primarily recommended for nut runners, bearing pullers, etc.

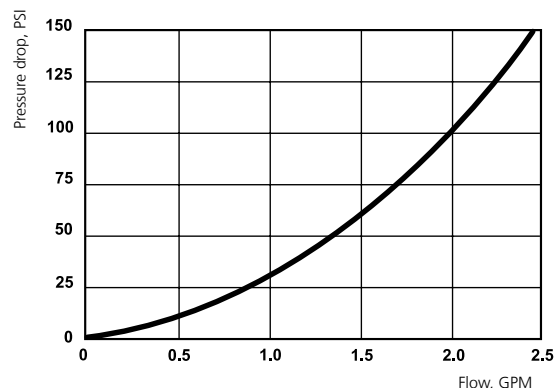


## TECHNICAL DATA

## OIL FLOW

<b>Nominal flow diameter</b> .....	3/32" (2.5 mm)
<b>Flow capacity</b> .....	1.5 GPM (5.8 l/min)
<b>Max. working pressure</b> .....	36260 PSI (2500 bar)
<b>Min. burst pressure</b> .....	72520 PSI (5000 bar)
<b>Temperature range</b> .....	-22°F – + 212°F (-30°C – +100°C)
<b>Material coupling</b> .....	Hardened, zinc chromate plated steel
<b>Material nipple</b> .....	Hardened, zinc chromate plated steel
<b>Material seal</b> .....	Nitrile (NBR) other sealing material on request

Flow capacity is measured at 5.8 PSI (4 bar) pressure drop.



Read more about Dust caps on page 41

		Part No.	Remark	Connection	Length	Diameter	Hexagon	Rec. torque (Nm)	Rec. seal. method
<b>COUPLINGS</b>	Female thread	101251203	Max. working pressure 36,300 PSI	G 1/4"	64.3	30	24	40-50	CMS*
	Female thread with 90° angle	101251248	Max. working pressure 36,300 PSI	G 1/4"	53.8	30	26	40-50	CMS*
<b>NIPPLES</b>	Female thread	101256203	Max. working pressure 36,300 PSI	G 1/4"	38	25.4	22	40-50	CMS*

\*CMS= Cejn metal seal (120° cone), T1= rubber metal seal (19 950 0061), T2= rubber metal seal (19 950 0062), T3= rubber metal seal (19 950 0064), T4= high strength rubber metal seal (19 950 0083), W= copper washer (09 950 4600). Thread connections are listed according to ISO Standards. All measurements are in mm. Check with an authorized CEJN distributor for availability and prices. Please visit our website, [www.cejn.com](http://www.cejn.com), for general maintenance tips.



<http://www.cejn.com/Products/High-Pressure-Hydraulics/Couplings--Nipples/Series-125-250-MPa/>

## Series 135 – 43,500 PSI (3000 bar)

- Extremely high working pressure
- Non-drip on connection and disconnection
- Built-in safety device to avoid unintentional disconnection
- High safety factor
- Individual pressure tested up to max. working pressure before delivery
- Dust caps included as standard

Series 135 is a CEJN original for extremely high working pressure, 43 500 PSI. The series also withstands pressure up to 43,500 PSI while disconnected (applies to the coupling and nipple). Non-drip connection and disconnection are standard on the CEJN high pressure range. The coupling also has a safety ring for the locking sleeve to prevent accidental disconnection. Plastic dust caps are standard on both coupling and nipple. The nipple is available in both swivel and non-swivel designs. Each coupling and nipple are pressure tested up to full working pressure before delivery. The 135 series makes it possible to connect pumps and accessories faster, safer and more conveniently. The 135 series is primarily recommended for bearing pullers, splitters and hydraulic test installations.

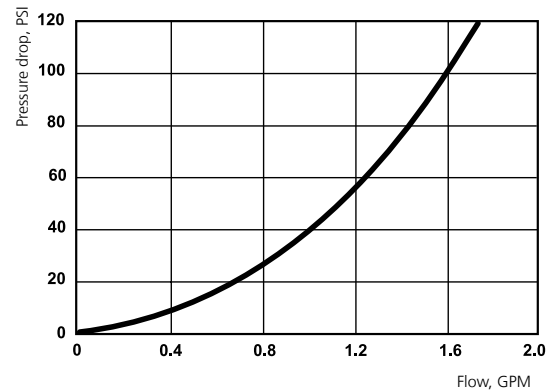


### TECHNICAL DATA

<b>Nominal flow diameter</b> .....	3/32" (2.5 mm)
<b>Flow capacity</b> .....	1.2 GPM (4.6 l/min)
<b>Max. working pressure</b> .....	43510 PSI (3000 bar)
<b>Min. burst pressure</b> .....	87020 PSI (6000 bar)
<b>Temperature range</b> .....	-4°F – + 176°F (-20°C – +80°C)
<b>Material coupling</b> .....	Hardened black finish steel
<b>Material nipple</b> .....	Hardened black finish steel
<b>Material seal</b> .....	Nitrile (NBR) other sealing material on request
<b>Max. rec. pressure cycles</b> .....	According to nipple design

Flow capacity is measured at 58 PSI (4 bar) pressure drop.

### OIL FLOW



Read more about Dust caps on page 41

		Part No.	Remark	Connection	Length	Diameter	Hexagon	Max rec. press. cycles	Rec. torque (Nm)	Rec. seal. method
<b>COUPLINGS</b>	Female thread with 60° sealing cone	101351505	-	M16x1.5	64	30	22	1000/5000	40-50	60° cone
	<b>NIPPLES</b>	Female thread with 60° sealing cone	101356505	Standard design	M16x1.5	55.3	25	22	1000	40-50
			101356506	Non-swivel design	M16x1.5	55.3	25	22	5000	40-50

Thread connections are listed according to ISO Standards. All measurements are in mm. Check with an authorized CEJN distributor for availability and prices. Please visit our website, [www.cejn.com](http://www.cejn.com), for general maintenance tips.



<http://www.cejn.com/Products/High-Pressure-Hydraulics/Couplings-Nipples/Series-135-300-MPa/>



## Screw-to-connect couplings & nipples

- *High-flow capacity*
- *Possible to connect under pressure*
- *Steel dust caps available*

Series 230 is a screw-to-connect series and a good complement to CEJN's large range of quick connect couplings. The series is also characterized by CEJN's quality approach and has a high flow rate capacity. The series can be connected under pressure and is interchangeable with most screw-to-connect couplings. Hand pumps, cylinders and jacks are just a few examples of application areas.



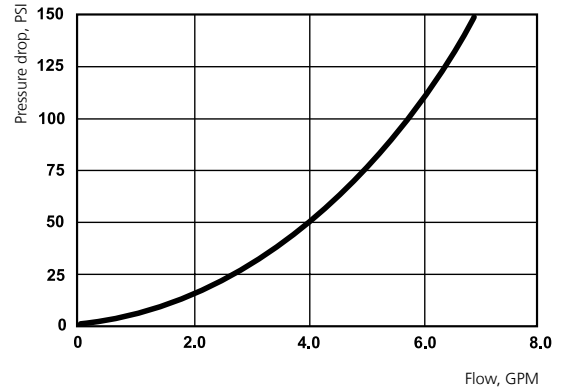
# Series 230 – DN 5

**TECHNICAL DATA**

**FLOW**

- Nominal flow diameter ..... 1/4" (6.3 mm)
- Flow capacity ..... 4.3 GPM (16.1 l/min)
- Max. working pressure..... 10150 PSI (700 bar)
- Min. burst pressure connected ..... 31910 PSI (2200 bar)
- Min burst pressure coupling disconnected..... 26110 PSI (1800 bar)
- Min burst pressure nipple disconnected..... 21610 PSI (1490 bar)
- Temperature range ..... -22°F – + 212°F (-30°C – +100°C)
- Material coupling..... Zinc plated steel
- Material nipple..... Zinc plated steel
- Material seal..... Nitrile NBR

Flow capacity is measured at 50 PSI (4.06 GPM) pressure drop.



Read more about Dust caps on page 41

		Part No.	Connection	Length	Diameter	Hexagon	Rec. torque (Nm)
<b>COUPLINGS</b>	Male thread	102301452	1/4" NPT	60.8	28	22	50-60
<b>NIPPLES</b>	Female thread	102306402	1/4" NPT	32.5	28	19	50-60

Thread connections are listed according to ISO Standards. All measurements are in mm. Check with an authorized CEJN distributor for availability and prices. Please visit our website, [www.cejn.com](http://www.cejn.com), for general maintenance tips.

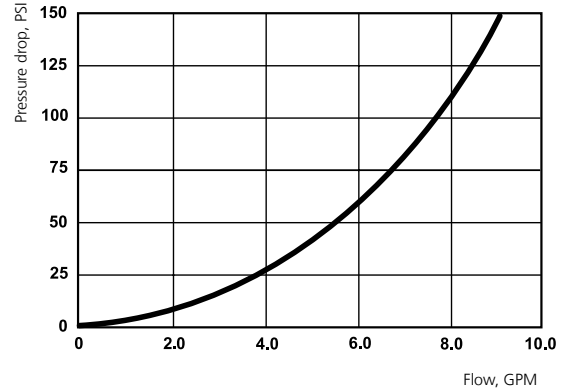
# Series 230 – DN 7.0

**TECHNICAL DATA**

**FLOW**

- Nominal flow diameter ..... 3/8" (10 mm)
- Flow capacity ..... 5.6 GPM (21.2 l/min)
- Max. working pressure..... 10150 PSI (700 bar)
- Min. burst pressure connected ..... 26830 PSI (1850 bar)
- Min burst pressure coupling disconnected..... 26830 PSI (1850 bar)
- Min burst pressure nipple disconnected..... 21760 PSI (1500 bar)
- Temperature range ..... -22°F – + 212°F (-30°C – +100°C)
- Material coupling..... Zinc plated steel
- Material nipple..... Zinc plated steel
- Material seal..... Nitrile NBR

Flow capacity is measured at 50 PSI pressure drop.



Read more about Dust caps on page 41

		Part No.	Connection	Length	Diameter	Hexagon	Rec. torque (Nm)
<b>COUPLINGS</b>	Male thread	102301484	3/8" NPT	72.3	35	24	70-80
<b>NIPPLES</b>	Female thread	102306434	3/8" NPT	40	35	32	70-80

Thread connections are listed according to ISO Standards. All measurements are in mm. Check with an authorized CEJN distributor for availability and prices. Please visit our website, [www.cejn.com](http://www.cejn.com), for general maintenance tips.



<http://www.cejn.com/Products/High-Pressure-Hydraulics/Screw-to-Connect-Couplings-Nipples/>



## Hose

- *Maintained flexibility through entire service life*
- *Low volumetric expansion*
- *Kink-resistant steel-reinforced construction*

The CEJN High-Pressure hose is a spiralized steel reinforced polymer hose that picks up where conventional product capabilities stop. It gives you ultra-high working pressure with maintained flexibility through entire life. Its low volumetric expansion gives fast response time in hydraulic systems while the smooth inner bores provide a minimized pressure drop. A long-lasting service time and extended hose life in even the toughest applications is a result of the kink-resistant steel-reinforced construction, abrasion-resistant covers and a superior chemical resistance. The small outside diameter makes the hose ideal for tight routing.





# High-Pressure Hose – 10,000 PSI (700 bar) DN 6

## TECHNICAL DATA

<b>Design</b> .....	Inner tube of polyamide (PA), 2 spiral layers of high tensile steel wire, 2 open spiral synthetic fibre, outer sheath of polyurethane (PUR)
<b>ID x OD</b> .....	0.25 x 0.48" (6.3 x 12.4 mm)
<b>Max. working pressure</b> .....	10150 PSI (700 bar)
<b>Min. burst pressure</b> .....	26980 PSI (1860 bar)
<b>Min. bend radius</b> .....	2.8" (70 mm)
<b>Weight</b> .....	190 g/m (6.7 oz)
<b>Temperature range</b> .....	-40°F – + 212°F (-40°C – +100°C)



<http://www.cejn.com/Products/High-Pressure-Hydraulics/Hose/Hose-70-MPa-DN-6/>

	Part No.	Description
<b>HOSE</b>	199510701	Red
	199510702	Yellow
	199510703	Black
	199510704	Blue
<b>TWIN HOSE</b>	199510710	Red/Yellow
	199510711	Black / Yellow
<b>END CONNECTIONS</b>	199510730	G 1/4" male with 60° int. sealing cone + recess for Tredo ring
	199510731	G 1/4" male with recess for USIT ring
	199510732	G 1/4" male with 120° ext. sealing cone (CMS)
	199510733	G 1/4" male flat end for copper washer
	199510734	1/4" NPT male
	199510735	3/8" NPT male
	199510736	R 3/8" NPT male
	199510737	Sealing head (60°) + G 1/4" female swivel nut
	199510738	Sealing head (60°) + m14 x 1.5 female swivel nut
	199510739	24° ext. sealing cone with O-ring + M18 x 1.5 female swivel nut
	199510740	3/8" NPT fixed female
	199510741	R 1/4" male
	199510743	1/4" NPT fixed female
<b>ACCESSORIES</b>	199511080	Kink-protection spring
	199511081	Clamp for twin-hose
	199511880	Protection hose PVC
<b>RUBBER METAL SEAL</b>	199500062	For 1/4" parallel male thread (tredo/dowty)
	199500084	For 1/4" parallel male thread (USIT ring)

Thread connections are listed according to ISO Standards. Check with an authorized CEJN distributor for availability and prices. Please visit our website, [www.cejn.com](http://www.cejn.com), for general maintenance tips.



# High-Pressure Hose – 10,100 PSI (700 bar) DN 10

## TECHNICAL DATA

<b>Design</b> .....	Inner tube of Polyamide (PA12) Two spiral layers of high tensile steel wire, one braided layer of steel wire. Outer sheath of polyurethane (PUR)
<b>ID x OD</b> .....	0.38 x 0.70" (9.7 x 18.0 mm)
<b>Max. working pressure</b> .....	10150 PSI (700 bar)
<b>Min. burst pressure</b> .....	31180 PSI (2150 bar)
<b>Min. bend radius</b> .....	4.7" (120 mm)
<b>Weight</b> .....	500 g/m (17.6 oz)
<b>Temperature range</b> .....	-40°F – + 212°F (-40°C – +100°C)



<http://www.cejn.com/Products/High-Pressure-Hydraulics/Hose/Hose-70-MPa-DN-10/>

	Part No.	Description
<b>HOSE</b>	199510061	Black
<b>END CONNECTIONS</b>	199510066	G 3/8" male
	199510067	3/8" NPT male
<b>RUBBER METAL SEAL</b>	199500064	For 3/8" parallel male thread (tredo/dowty)

Thread connections are listed according to ISO Standards. Check with an authorized CEJN distributor for availability and prices. Please visit our website, [www.cejn.com](http://www.cejn.com), for general maintenance tips.

# High-Pressure Hose – 10,440 PSI (720 bar) DN 6



## TECHNICAL DATA

<b>Design</b> .....	Inner tube of Polyamide (PA12) Two spiral layers and two open spiral layers of high tensile steel wire. Outer sheath of polyurethane (PUR)
<b>ID x OD</b> .....	0.25 x 0.49" (6.4 x 12.5 mm)
<b>Max. working pressure</b> .....	10440 PSI (720 bar)
<b>Min. burst pressure</b> .....	41770 PSI (2880 bar)
<b>Min. bend radius</b> .....	2.8" (70 mm)
<b>Weight</b> .....	250 g/m (8.8 oz )
<b>Temperature range</b> .....	-40°F – + 212°F (-40°C – +100°C)

	Part No.	Description
<b>HOSE</b>	199510721	Red
	199510722	Yellow
	199510723	Black
	199510724	Blue
<b>TWIN HOSE</b>	199510791	Black/Red
	199510792	Red/Blue
	199510793	Yellow/Black
	199510794	Red/Yellow
<b>END CONNECTIONS</b>	199510730	G 1/4" male with 60° int. sealing cone + recess for Tredo ring
	199510731	G 1/4" male with recess for USIT ring
	199510732	G 1/4" male with 120° ext. sealing cone (CMS)
	199510733	G 1/4" male flat end for copper washer
	199510734	1/4" NPT male
	199510735	3/8" NPT male
	199510736	R 3/8" NPT male
	199510737	Sealing head (60°) + G 1/4" female swivel nut
	199510738	Sealing head (60°) + m14 x 1.5 female swivel nut
	199510739	24° ext. sealing cone with O-ring + M18 x 1.5 female swivel nut
	199510740	3/8" NPT fixed female
	199510741	R 1/4" male
	199510743	1/4" NPT fixed female
	<b>ACCESSORIES</b>	199511080
199511081		Clamp for twin-hose
199511880		Protection hose PVC
199511085		Hose bend protector, plastic black
199511086		Hose bend protector, plastic blue
199511087		Hose bend protector, plastic red
199511088		Hose bend protector, plastic yellow
<b>RUBBER METAL SEAL</b>	199500062	For 1/4" parallel male thread (tredo/dowty)
	199500084	For 1/4" parallel male thread (USIT ring)

Thread connections are listed according to ISO Standards. Check with an authorized CEJN distributor for availability and prices. Please visit our website, [www.cejn.com](http://www.cejn.com), for general maintenance tips.



<http://www.cejn.com/Products/High-Pressure-Hydraulics/Hose/Hose-72-MPa-DN-6/>



# High-Pressure Hose – 14,500 PSI (1000 bar) DN 6

## TECHNICAL DATA

<b>Design</b> .....	Inner tube of polyamide (PA), 4 layers of spiral wound steel wire, outer sheath of polyurethane (PUR)
<b>ID x OD</b> .....	0.24 x 0.52" (6.3 x 13.3 mm)
<b>Max. working pressure</b> .....	14500 PSI (1000 bar)
<b>Min. burst pressure</b> .....	46410 PSI (3200 bar)
<b>Min. bend radius</b> .....	3.1" (80 mm)
<b>Weight</b> .....	305 g/m (10.7 oz )
<b>Temperature range</b> .....	-40°F – + 212°F (-40°C – +100°C)



<http://www.cejn.com/Products/High-Pressure-Hydraulics/Hose/Hose-100-MPa-DN-6/>

	Part No.	Description
<b>HOSE</b>	199511001	Black
	199511002	Blue
	199511003	Red
	199511004	Yellow
<b>TWIN HOSE</b>	199511010	Red/Blue
	199511011	Red/Yellow
	199511012	Red/Black
<b>END CONNECTIONS</b>	199510730	G 1/4" male with 60° int. sealing cone + recess for Tredo ring
	199510731	G 1/4" male with recess for USIT ring
	199510732	G 1/4" male with 120° ext. sealing cone (CMS)
	199510733	G 1/4" male flat end for copper washer
	199510734	1/4" NPT male
	199510735	3/8" NPT male
	199510736	R 3/8" NPT male
	199510737	Sealing head (60°) + G 1/4" female swivel nut
	199510738	Sealing head (60°) + m14 x 1.5 female swivel nut
	199510739	24° ext. sealing cone with O-ring + M18 x 1.5 female swivel nut
	199510740	3/8" NPT fixed female
	199510741	R 1/4" male
	199510743	1/4" NPT fixed female
<b>ACCESSORIES</b>	199511080	Kink-protection spring
	199511081	Clamp for twin-hose
	199511880	Protection hose PVC
	199511085	Hose bend protector, plastic black
	199511086	Hose bend protector, plastic blue
	199511087	Hose bend protector, plastic red
	199511088	Hose bend protector, plastic yellow
	<b>RUBBER METAL SEAL</b>	199500062
199500084		For 1/4" parallel male thread (USIT ring)

Thread connections are listed according to ISO Standards. Check with an authorized CEJN distributor for availability and prices. Please visit our website, [www.cejn.com](http://www.cejn.com), for general maintenance tips.

# High-Pressure Hose – 26,100 PSI (1800 bar) DN 5

## TECHNICAL DATA

<b>Design</b> .....	Inner tube of polyoxymethylene (POM), 4 spiral layers of high tensile steel wire, outer sheath of polyamide (PA)
<b>ID x OD</b> .....	0.18 x 0.45" (4.7 x 11.5 mm)
<b>Max. working pressure</b> .....	26110 PSI (1800 bar)
<b>Min. burst pressure</b> .....	65270 PSI (4500 bar)
<b>Min. bend radius</b> .....	5.1" (130 mm)
<b>Weight</b> .....	280 g/m (9.9 oz )
<b>Temperature range</b> .....	-40°F – + 212°F (-40°C – +100°C)



<http://www.cejn.com/Products/High-Pressure-Hydraulics/Hose/Hose-180-MPa-DN-5/>

	Part No.	Description
<b>HOSE</b>	199511801	Blue
<b>END CONNECTIONS</b>	199511830	G 1/4" male with 60° int. sealing cone + recess for Tredo ring
	199511831	G 1/4" male flat end for copper washer, with recess for USIT ring
	199511832	G 1/4" male with 120° ext. sealing cone (CMS)
	199511833	Sealing head (60°) + G 1/4" female swivel nut
	199511835	59° ext. sealing cone + 9/16" - 18 UNF female swivel nut
	199511836	Sealing head (60°) + M14 x 1.5 female swivel nut
<b>ACCESSORIES</b>	199511880	Protection hose PVC
<b>RUBBER METAL SEAL</b>	199500062	For 1/4" parallel male thread (tredo/dowty)
	199500084	For 1/4" parallel male thread (USIT ring)
<b>RUBBER METAL SEAL HIGH STRENGTH VERSION</b>	199500083	For 1/4" parallel male thread (tredo/dowty)

Thread connections are listed according to ISO Standards. Check with an authorized CEJN distributor for availability and prices. Please visit our website, [www.cejn.com](http://www.cejn.com), for general maintenance tips.



## High-Pressure Hose – 36,200 PSI (2500 bar) DN 5

### TECHNICAL DATA

<b>Design</b> .....	Inner tube of polyoxymethylene (POM), 6 spiral layers of high tensile steel wire, outer sheath of polyimide (PA)
<b>ID x OD</b> .....	0.18 x 0.51" (4.7 x 13.0 mm)
<b>Max. working pressure</b> .....	36260 PSI (2500 bar)
<b>Min. burst pressure</b> .....	90650 PSI (6250 bar)
<b>Min. bend radius</b> .....	6.9" (175 mm)
<b>Weight</b> .....	410 g/m (14.4 oz )
<b>Temperature range</b> .....	-40°F – + 212°F (-40°C – +100°C)

	Part No.	Description
<b>HOSE</b>	199512501	Red
<b>END CONNECTIONS</b>	199512530	G 1/4" with 120° ext. sealing cone (CMS)
	199512534	G 1/4" male flat end for copper washer
	199512531	Sealing head (60°) + G 1/4" female swivel nut
	199512533	M16 x 1.5 male with 60° ext. cone
	199512532	59° ext. sealing cone + 9/16" -18 UNF female swivel nut
<b>ACCESSORIES</b>	199511880	Protection hose PVC

Thread connections are listed according to ISO Standards. Check with an authorized CEJN distributor for availability and prices. Please visit our website, [www.cejn.com](http://www.cejn.com), for general maintenance tips.



<http://www.cejn.com/Products/High-Pressure-Hydraulics/Hose/Hose-250-MPa-DN-5/>



## High-pressure Hose – 43,500 PSI (3000 bar) DN 4

### TECHNICAL DATA

<b>Design</b> .....	Inner tube of polyoxymethylene (POM), 6 spiral layers of high tensile steel wire, outer sheath of polyimide (PA)
<b>ID x OD</b> .....	0.15 x 0.45" (3.9 x 11.5 mm)
<b>Max. working pressure</b> .....	43510 PSI (3000 bar)
<b>Min. burst pressure</b> .....	101530 PSI (7000 bar)
<b>Min. bend radius</b> .....	5.5" (140 mm)
<b>Weight</b> .....	290 g/m (10.2 oz )
<b>Temperature range</b> .....	-40°F – + 212°F (-40°C – +100°C)

	Part No.	Description
<b>HOSE</b>	199513001	Blue
<b>END CONNECTIONS</b>	199513030	9/16" -18 UNF female swivel
	199513031	1/4" -28 UNF Left hand
	199513032	M16 x 1.5 male
<b>ACCESSORIES</b>	199511880	Protection hose PVC

Thread connections are listed according to ISO Standards. Check with an authorized CEJN distributor for availability and prices. Please visit our website, [www.cejn.com](http://www.cejn.com), for general maintenance tips.



<http://www.cejn.com/Products/High-Pressure-Hydraulics/Hose/Hose-300-MPa-DN-4/>



# Accessories

- *Adapters with working pressures up to 300 MPa*
- *Five porting block styles for connecting multiple lines*
- *Bottom- and panel mounted gauges*

CEJN's range of high-pressure accessories includes an extensive assortment of adapters, porting blocks and pressure gauges. The adapters are suitable for most couplings and hoses to ensure safe and trouble-free connections with a working pressure of up to 300 MPa. Five different porting blocks are available to make it possible to connect several hydraulic lines from a single pump as well as connecting pressure gauges to the line. CEJN pressure gauge range comprises of both bottom and panel mounted gauges in models up to 29,000 PSI (2000 bar).



# High-Pressure Hydraulic Adapters

- Extensive range of connections and threads available
- Durable design
- Several seal options available

A safe and trouble free connection is essential in all situations. CEJN's extensive range of adapters cover a very wide connection range suitable for most couplings and hoses. All adapters are manufactured of black-zinc plated steel. Working pressure varies between 100 MPa and 300 MPa, see product table for data on respective adapters.

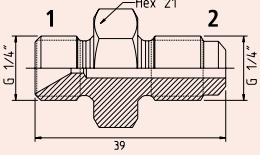
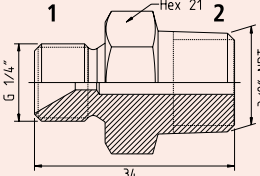
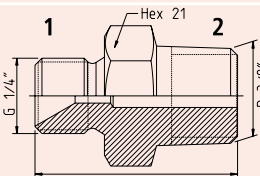
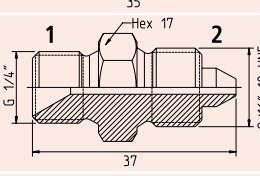
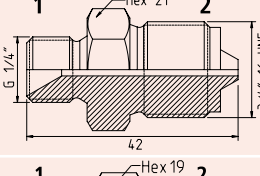
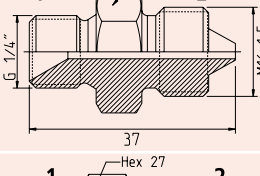
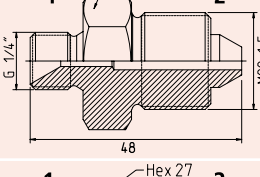
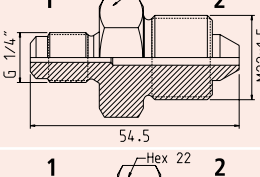
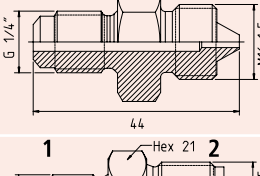
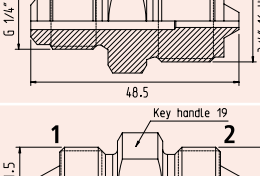
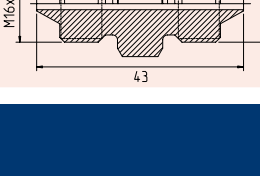


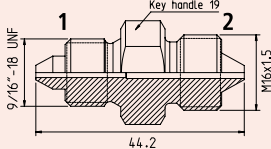
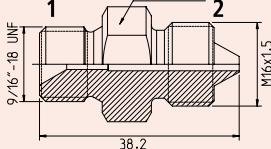
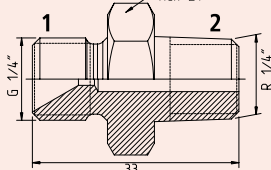
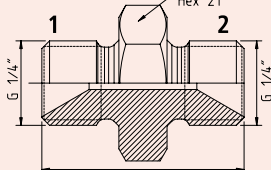
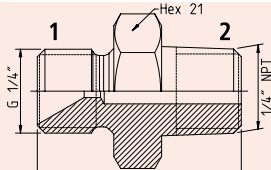
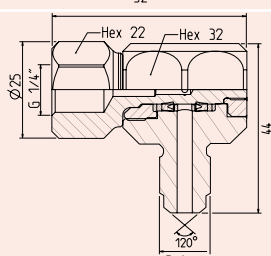
## TECHNICAL DATA

Material ..... Black zinc-plated steel

Part No.		Connection 1	Connection 2	Max working pressure	Description
199500015		G 1/4"	G 1/4"	21760 PSI (1500 bar)	Male adapter fully threaded
199500016		G 3/8"	G 3/8"	21760 PSI (1500 bar)	Male adapter fully threaded
199500022		G 1/4"	9/16" -18 UNF	43520 PSI (3000 bar)	Male thread: Connection 1 with 120° external cone Connection 2 with 60° external cone
199500028		G 1/4"	M14 x 1.5	36260 PSI (2500 bar)	Male thread: Connection 1 with 120° external cone Connection 2 with 60° internal cone
199500029		G 1/4"	9/16" -18 UNF	36260 PSI (2500 bar)	Male thread Connection 1 with 120° external cone Connection 2 with 60° internal cone
199501404		G 1/4"	3/8" NPT	21760 PSI (1500 bar)	Male thread Connection 1 with 120° external cone Connection 2 with 3/8" NPT
199501600		G 1/4"	-	43520 PSI (3000 bar)	Stop plug, male thread with 120° external cone
199501601		G 1/4"	G 1/4"	43520 PSI (3000 bar)	Male thread Connection 1 with 120° external cone Connection 2 with 120° external cone



Part No.		Connection 1	Connection 2	Max working pressure	Description
199501602		G 1/4"	G 1/4"	36260 PSI (2500 bar)	Male thread Connection 1 with 60° internal cone. Connection 2 with 120° external cone. (Max working pressure with rubber metal seal 100 MPa)
199501603		G 1/4"	3/8" NPT	21760 PSI (1500 bar)	Male thread Connection 1 with 60° internal cone Connection 2 with 3/8 NPT" (Max working pressure with rubber metal seal 100 MPa)
199501604		G 1/4"	R 3/8"	21760 PSI (1500 bar)	Male thread Connection 1 with 60° internal cone Connection 2 with R 3/8" (Max working pressure with rubber metal seal 100 MPa)
199501605		G 1/4"	9/16"-18 UNF	36260 PSI (2500 bar)	Male thread Connection 1 with 60° internal cone Connection 2 with 60° external cone.
199501606		G 1/4"	3/4"-16 UNF	36260 PSI (2500 bar)	Male thread Connection 1 with 60° internal cone Connection 2 with 60° external cone. (Max working pressure with rubber metal seal 100 MPa)
199501607		G 1/4"	M16x1.5	36260 PSI (2500 bar)	Male thread Connection 1 with 60° internal cone Connection 2 with 60° external cone
199501608		G 1/4"	M22 x 1.5	36260 PSI (2500 bar)	Male thread Connection 1 with 60° internal cone Connection 2 with 60° external cone (Max working pressure with rubber metal seal 100 MPa)
199501609		G 1/4"	M22 x 1.5	43520 PSI (3000 bar)	Male thread Connection 1 with 120° external cone Connection 2 with 60° external cone
199501610		G 1/4"	M16 x 1.5	43520 PSI (3000 bar)	Male thread Connection 1 with 120° external cone Connection 2 with 60° external cone
199501611		G 1/4"	3/4"-16 UNF	43520 PSI (3000 bar)	Male thread Connection 1 with 120° external cone Connection 2 with 60° external cone
199501612		M16x1.5	M16x1.5	43520 PSI (3000 bar)	Male thread Connection 1 with 60° external cone Connection 2 with 60° external cone

Part No.		Connection 1	Connection 2	Max working pressure	Description
199501613		9/16"x-18 UNF	M16 x 1.5	43520 PSI (3000 bar)	Male thread Connection 1 with 60° external cone Connection 2 with 60° external cone
199501614		9/16-18 UNF	M16 x 1.5	36260 PSI (2500 bar)	Male thread Connection 1 with 60° internal cone Connection 2 with 60° external cone
199501621		G 1/4"	R 1/4"	21760 PSI (1500 bar)	Male thread Connection 1 with 60° internal cone Connection 2 with R 1/4" (Max working pressure with rubber metal seal 100 MPa)
199501622		G 1/4"	G 1/4"	36260 PSI (2500 bar)	Male thread Connection 1 with 60° internal cone Connection 2 with 60° internal cone (Max working pressure with rubber metal seal 100 MPa)
199501623		G 1/4"	1/4" NPT	21760 PSI (1500 bar)	Male thread Connection 1 with 60° internal cone Connection 2 with 1/4" NPT (Max working pressure with rubber metal seal 100 MPa)
199501650		G 1/4"	G 1/4"	21760 PSI (1500 bar)	Connection 1 female swivel with 120° internal cone Connection 2 fixed male thread with 120° external cone

Thread connections are listed according to ISO Standards. All measurements are in mm. Check with an authorized CEJN distributor for availability and prices. Please visit our website, [www.cejn.com](http://www.cejn.com), for general maintenance tips.



<http://www.cejn.com/Products/High-Pressure-Hydraulics/Accessories/Adapters/>

## High-Pressure Seals – up to 21,700 PSI (1500 bar)

In the CEJN High-Pressure range are different rubber metal seals designed to complement the high-pressure products. Their maximum working pressures range from 14,500 PSI (1000 bar) to 21,700 PSI (1500 bar).



<http://www.cejn.com/Products/High-Pressure-Hydraulics/Accessories/Seals/>

		Part No.	Description	Max working pressure
<b>RUBBER METAL SEAL</b>	Tredo	199500061	For 1/8" parallel male thread (tredo/Dowty)	14510 PSI (1000 bar)
		199500062	For 1/4" parallel male thread (tredo/dowty)	14510 PSI (1000 bar)
		199500064	For 3/8" parallel male thread (tredo/dowty)	14510 PSI (1000 bar)
		199500084	For 1/4" parallel male thread (USIT ring)	14510 PSI (1000 bar)
		199500083	For 1/4" parallel male thread (tredo/dowty)	21760 PSI (1500 bar)
<b>RUBBER METAL SEAL HIGH STRENGTH VERSION</b>	Tredo			

Check with an authorized CEJN distributor for availability and prices. Please visit our website, [www.cejn.com](http://www.cejn.com), for general maintenance tips.

# Series 950, Porting blocks 43,500 PSI.

- Five different blocks available
- 2-, 3-, and 5-way versions
- Durable design

CEJN's porting blocks make it possible to utilize/connect several hydraulic lines from a single pump to numerous tools as well as the possibility of connecting a pressure gauge. The blocks are available in five different sizes and designs with a varying number of ports. See the product table for data on respective blocks. Nominal flow diameter: 3/16".



## TECHNICAL DATA

Material ..... Black zinc-plated steel

Nominal flow diameter ..... 3/16" (5 mm)

	Part No.	Connection	Description	Max working pressure
<p><b>4-WAY DISTRIBUTION BLOCK</b></p>	199501680	G 1/4"	G 1/4" female thread. Seal with 120° sealing cone or rubber metal seal (max working pressure with rubber metal seal 100 MPa). Supplied with one blind plug.	43520 PSI (3000 bar)
<p><b>3-WAY GAUGE BLOCK</b></p>	199501681	G 1/4"	G 1/4" female thread. Seal with 120° sealing cone or rubber metal seal (max working pressure with rubber metal seal 100 MPa). Gauge connection G 1/2". Supplied with sealing washer.	29010 PSI (2000 bar)
<p><b>3-WAY DISTRIBUTION BLOCK</b></p>	199501682	G 1/4"	G 1/4" female thread. Seal with 120° sealing cone or rubber metal seal (max working pressure with rubber metal seal 100 MPa).	43520 PSI (3000 bar)
<p><b>5-WAY DISTRIBUTION BLOCK</b></p>	199501683	G 1/4"	G 1/4" female thread. Seal with 120° sealing cone or rubber metal seal (max working pressure with rubber metal seal 100 MPa).	43520 PSI (3000 bar)
<p><b>2-WAY L-BLOCK</b></p>	199501684	G 1/4"	G 1/4" female thread. Seal with 120° sealing cone or rubber metal seal (max working pressure with rubber metal seal 100 MPa).	43520 PSI (3000 bar)



<http://www.cejn.com/Products/High-Pressure-Hydraulics/Accessories/Porting-Blocks/>

Thread connections are listed according to ISO Standards. All measurements are in mm. Check with an authorized CEJN distributor for availability and prices. Please visit our website, [www.cejn.com](http://www.cejn.com), for general maintenance tips.

# CEJN Pressure Gauges – up to 29000 PSI (2000 bar)

- Available in three sizes; Ø 63 mm, Ø 100 mm, Ø 160 mm
- Max scale from 14500 PSI (1000 bar) to 29870 PSI (2060 bar)
- Durable design
- Available with bottom connection or for panel mounting

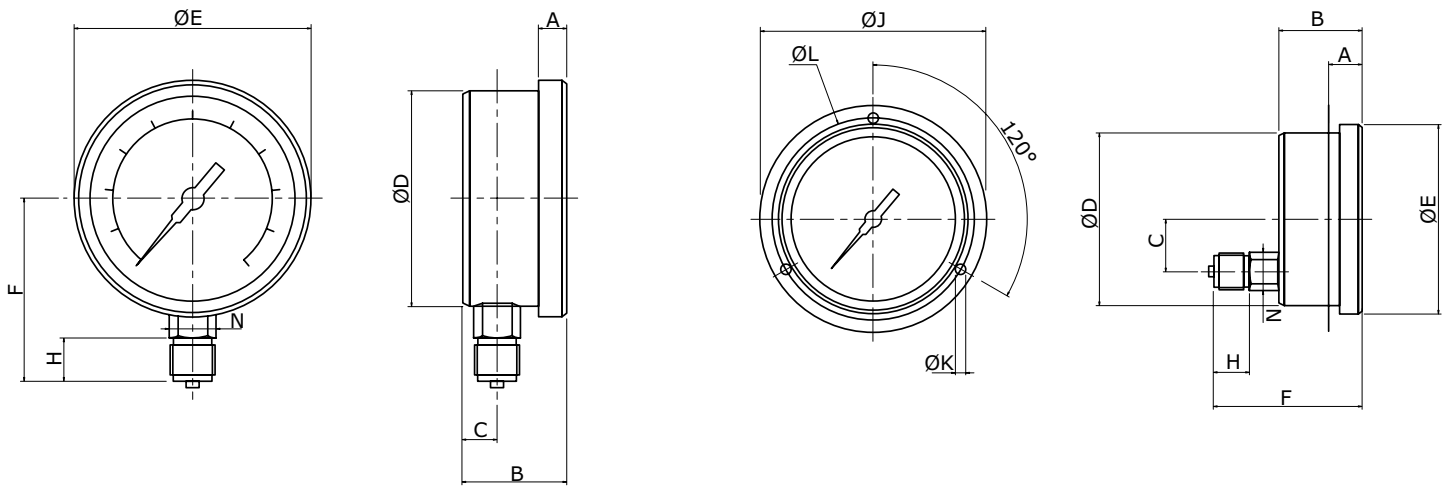


CEJN's pressure gauges include both bottom and panel mounted options in models up to 29,000 PSI (2000 bar). All models are glycerine filled for improved performance and long life. The gauges are made of stainless steel, for use in all kinds of environments.

## TECHNICAL DATA

**Max rec. working pressure** ..... 75% of the full scale range.  
**Material** ..... Stainless steel AISI 316 and AISI 304. Dial face of aluminum with black graduations. Pointer of aluminum or stainless steel. Gasket of polychloroprene. Window of plexiglass.  
**Units**..... bar and PSI.

**Protection class** ..... IP 65  
**Liquid** ..... Filled with 98% glycerine.  
**Accuracy**..... Ø 63 mm +- 1.6% of full scale. Ø 100 and 150 mm +- 1% of full scale.  
**Temperature range** ..... 59°F – + 149°F (15°C – +65°C)  
**Miscellaneous**..... Ø 100 and 160 mm manufactured in accordance with EN 837-1.



	Part No.	Connection	Scale max working pressure	A	B	C	D	E	F	H	J	K	L	N
<b>Ø 63 MM</b>	Bottom connection	199402120	G 1/4"	14500 PSI (1000 bar)	5.6	28	10	62.6	68	55.3	13	-	-	14
	Male thread	199402121	1/4" NPT	14500 PSI (1000 bar)	5.6	28	10	62.6	68	54.3	13	-	-	14
	Panel mounting	199402320	G 1/4"	14500 PSI (1000 bar)	6.6	28	0	62.6	68	54.8	13	85	3.6	75
	Male thread	199402321	1/4" NPT	14500 PSI (1000 bar)	6.6	28	0	62.6	68	53.8	13	85	3.6	75
<b>Ø 100 MM</b>	Bottom connection	199403120	G 1/2"	14500 PSI (1000 bar)	13	48.6	15	101	110.6	86	20	-	-	22
	Male thread	199403140	1/2" NPT	14500 PSI (1000 bar)	13	48.6	15	101	110.6	86	20	-	-	22
		199403121	G 1/2"	23210 PSI (1600 bar)	13	48.6	15	101	110.6	86	20	-	-	22
		199403122	G 1/2"	29010 PSI (2000 bar)	13	48.6	15	101	110.6	86	20	-	-	22
	Panel mounting	199403320	G 1/2"	14500 PSI (1000 bar)	20	48.6	31	101	110.6	87	20	132	6	118
	Male thread	199403321	G 1/2"	23210 PSI (1600 bar)	20	48.6	31	101	110.6	87	20	132	6	118
	199403322	G 1/2"	29010 PSI (2000 bar)	20	48.6	31	101	110.6	87	20	132	6	118	
<b>Ø 160 MM</b>	Bottom connection	199404120	G 1/2"	14500 PSI (1000 bar)	15	50.5	15.5	149.6	161	117	20	-	-	22
	Male thread	199404121	G 1/2"	23210 PSI (1600 bar)	15	50.5	15.5	149.6	161	117	20	-	-	22
		199404122	G 1/2"	29010 PSI (2000 bar)	15	50.5	15.5	149.6	161	117	20	-	-	22
	Panel mounting	199404320	G 1/2"	14500 PSI (1000 bar)	25.5	50.5	31	149.6	161	85.5	20	190	6	173
	Male thread	199404321	G 1/2"	23210 PSI (1600 bar)	25.5	50.5	31	149.6	161	85.5	20	190	6	173
		199404322	G 1/2"	29010 PSI (2000 bar)	25.5	50.5	31	149.6	161	85.5	20	190	6	173

Thread connections are listed according to ISO Standards. All measurements are in mm. Check with an authorized CEJN distributor for availability and prices. Please visit our website, [www.cejn.com](http://www.cejn.com), for general maintenance tips.



<http://www.cejn.com/Products/High-Pressure-Hydraulics/Accessories/Pressure-Gauges/>



# Maintenance Advise

## Safety and maintenance guidelines for use of CEJN High-Pressure quick connect couplings.

- Before installing a quick connect coupling visually inspect and identify it to make sure it matches the intended article number.
- Make sure both couplings halves are CEJN original.
- Prior to connection, get to know the function of the coupling and study the product data sheet or catalogue.
- Check moving parts of the couplings regularly. Replace the coupling if you notice any disturbance in function.
- Check the nipples on a regular basis, replace them if they are heavily worn or marked. Worn nipples lead to greater wear on the couplings.
- When connecting the two halves, make sure that the connection is complete and the male coupling is properly locked to the female part.
- Do not overload the products. Check the maximum working pressure in the catalogue or website. (The minimum burst pressure is only valid for products that have not been exposed to overload, impacts, corrosion etc.)
- Assure compatibility of the body and seal material to the type of media used.
- Make sure that fluid and ambient temperature don't exceed the stated temperature range.
- Keep the coupling and nipple clean and dry. Wipe them off before connection.
- Put on the dust caps when coupling and nipple is disconnected.
- To keep the dust caps clean, connect them when coupling and nipple are also connected.
- If leakage occurs, shut down machinery immediately. Never try to locate leakage when pressurised.
- Make sure that there is no line pressure when disconnect.

## Dust caps

Part number	Material	Colour	For coupling series	For nipple series	Remark
10 115 4100	Aluminium		115, 116 , 117, 125		
10 115 4101	Aluminium			115, 116	
10 115 4102	Aluminium			115, 116	With pressure eliminator
09 115 1002	Plastic	Red	115, 116 , 117, 125		
09 115 1053	Plastic	Red		115, 116 , 117, 125	
09 115 1004	Plastic	Black	115, 116 , 117, 125		
09 115 1055	Plastic	Black		115, 116 , 117, 125	
09 115 1005	Plastic	Blue	115, 116 , 117, 125		
09 115 1057	Plastic	Blue		115, 116 , 117, 125	
09 218 1000	Plastic	Red	218		
09 218 1050	Plastic	Red		218	
09 140 1000	Plastic	Red	135		
09 140 1050	Plastic	Red		135	
10 231 1000	Plastic	Red	230 in DN6.3	230 in DN6.3	
10 231 1001	Plastic	Red	230 in DN10	230 in DN10	
10 230 4100	Steel			230 in DN6.3	
10 230 4101	Steel		230 in DN6.3		
10 230 4102	Steel			230 in DN10	
10 230 4103	Steel		230 in DN10		

## Couplings & Nipples

### Series 115

100 MPa

Page: 17



<http://www.cejn.com/Products/High-Pressure-Hydraulics/Couplings--Nipples/Series-115-100-MPa/>

### Series 115

Flat Face 80 MPa

Page: 18



<http://www.cejn.com/Products/High-Pressure-Hydraulics/Flat-Face-Couplings--Nipples/Series-115-Flat-Face/>

### Series 115

High-Flow 80 MPa

Page: 19



<http://www.cejn.com/Products/High-Pressure-Hydraulics/High-Flow-Flat-Face-Couplings--Nipples/Series-115-High-Flow/>

### Series 116

150 MPa

Page: 20



<http://www.cejn.com/Products/High-Pressure-Hydraulics/Couplings--Nipples/Series-116-150-MPa/>

### Series 116

T-Connection 150 MPa

Page: 22



<http://www.cejn.com/Products/High-Pressure-Hydraulics/Couplings--Nipples/Series-116-T-Connection/>

### Series 116

Flat-Face 150 MPa

Page: 21



<http://www.cejn.com/Products/High-Pressure-Hydraulics/Couplings--Nipples/Series-116-150-MPa/>

### Series 117

100 MPa

Page: 23



<http://www.cejn.com/Products/High-Pressure-Hydraulics/Couplings--Nipples/Series-117-100-MPa/>

### Series 125

200 MPa

Page: 24



<http://www.cejn.com/Products/High-Pressure-Hydraulics/Couplings--Nipples/Series-125-200-MPa/>

### Series 125

250 MPa

Page: 25



<http://www.cejn.com/Products/High-Pressure-Hydraulics/Couplings--Nipples/Series-125-250-MPa/>

### Series 135

300 MPa

Page: 26



<http://www.cejn.com/Products/High-Pressure-Hydraulics/Couplings--Nipples/Series-135-300-MPa/>

### Series 218

100 MPa

Page: 27



<http://www.cejn.com/Products/High-Pressure-Hydraulics/Couplings--Nipples/Series-218-100-MPa/>

## Screw-to-Connect

### Series 230

DN 6.3

Page: 29



<http://www.cejn.com/Products/High-Pressure-Hydraulics/Screw-to-Connect-Couplings--Nipples/Series-230-DN63/>

### Series 230

DN 10

Page: 29



<http://www.cejn.com/Products/High-Pressure-Hydraulics/Screw-to-Connect-Couplings--Nipples/Series-230-DN10/>



Hoses



**Hose**

70 MPa (DN 6)

Page: 31



<http://www.cejn.com/Products/High-Pressure-Hydraulics/Hose/Hose-70-MPa-DN-6/>



**Hose**

70 MPa (DN 10)

Page: 31



<http://www.cejn.com/Products/High-Pressure-Hydraulics/Hose/Hose-70-MPa-DN-10/>



**Hose**

72 MPa (DN 6)

Page: 32



<http://www.cejn.com/Products/High-Pressure-Hydraulics/Hose/Hose-72-MPa-DN-6/>



**Hose**

100 MPa (DN 6)

Page: 33



<http://www.cejn.com/Products/High-Pressure-Hydraulics/Hose/Hose-100-MPa-DN-6/>



**Hose**

180 MPa (DN 5)

Page: 33



<http://www.cejn.com/Products/High-Pressure-Hydraulics/Hose/Hose-180-MPa-DN-5/>



**Hose**

250 MPa (DN 5)

Page: 34



<http://www.cejn.com/Products/High-Pressure-Hydraulics/Hose/Hose-250-MPa-DN-5/>




**Hose**

300 MPa (DN 4)

Page: 34



<http://www.cejn.com/Products/High-Pressure-Hydraulics/Hose/Hose-300-MPa-DN-4/>



The QR code below will direct you to your market



<http://www.cejn.com/markets>

Accessories

**Adapters**

Page: 35



<http://www.cejn.com/Products/High-Pressure-Hydraulics/Accessories/Adapters/>

**Seals**

up to 150 MPa

Page: 38



<http://www.cejn.com/Products/High-Pressure-Hydraulics/Accessories/Seals/>

**Porting Blocks**

300 MPa

Page: 39



<http://www.cejn.com/Products/High-Pressure-Hydraulics/Accessories/Porting-Blocks/>

**Pressure Gauges**

up to 200 MPa

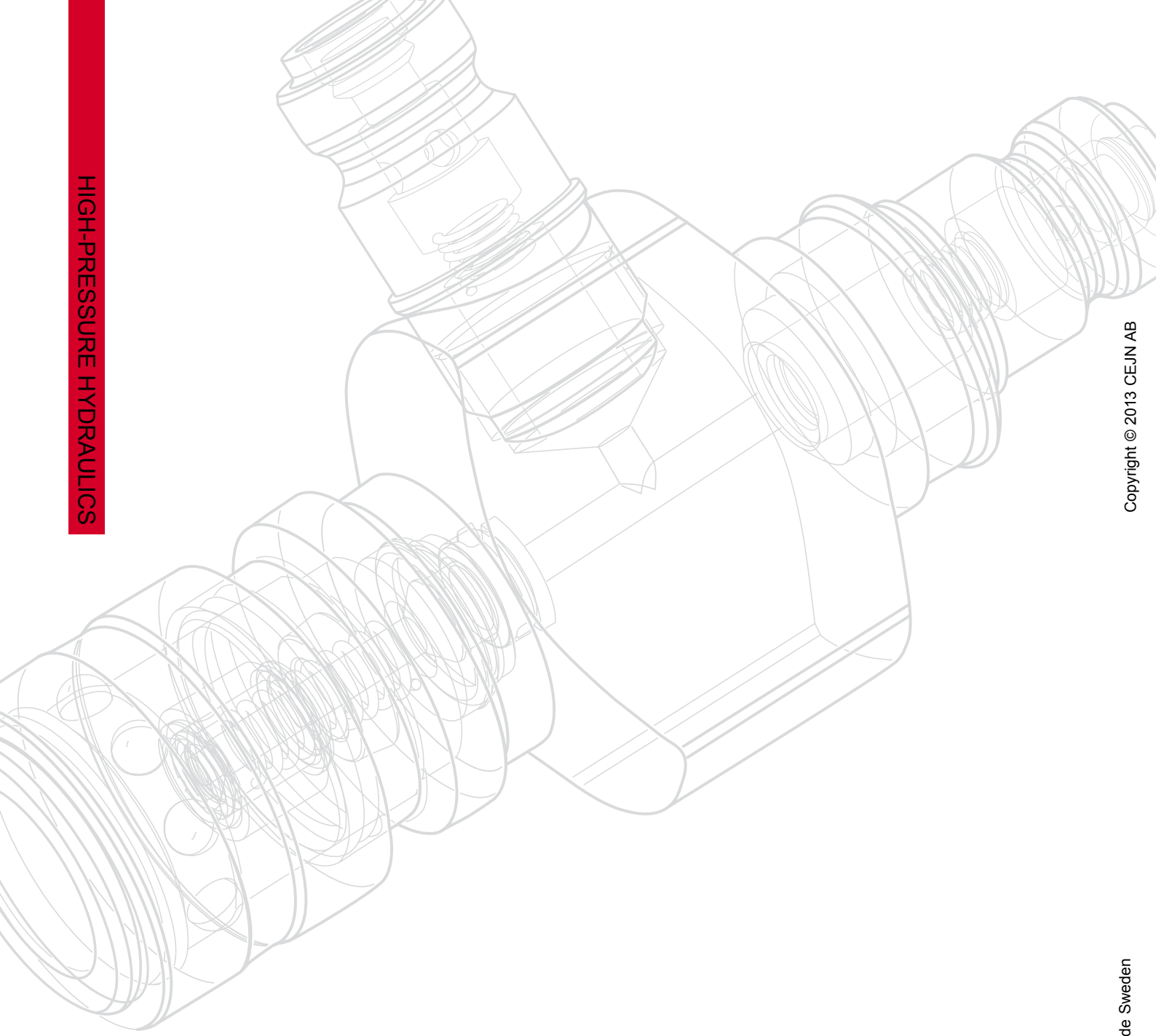
Page: 40



<http://www.cejn.com/Products/High-Pressure-Hydraulics/Accessories/Pressure-Gauges/>



HIGH-PRESSURE HYDRAULICS



*The Quick Connect*  
**Solution Provider**